

Unit 2 What does your sister look like?

A. LOGGING ON

1. Goals:

In this unit:

- You will learn how to describe people's physical appearance.

You will practice:

- Third person singular e.g. She looks great!
- Order of adjectives e.g. He has *big brown* eyes.
- Articles e.g. A/an/the

2. Vocabulary

Instructions: Match the description with the pictures.

- 1) Young and old
- 2) A short boy and a tall girl
- 3) straight blonde hair and short dark hair
- 4) A beautiful woman and a handsome man
- 5) A chubby girl and a slim girl



3. Warm-up

Instructions: Complete the dialogue with *a*, *an* or *the* where necessary.

A: What does your dad look like?

B: He has (1) _____ green eyes. Oh, there he is.

A: Where?

B: Over there. He's (2) _____ tall man with (3) _____ short blonde hair.

A: I see. He's (4) _____ very handsome man.



4. Your turn

- ◆ Does your father have a moustache? Yes No
- ◆ Does your mother have long hair? Yes No
- ◆ What does your sister look like? She's tall. She's short She has long hair.
- ◆ What color are your eyes? green black brown blue

B. TURN IT UP

1. Pre-listening

Use the words below to complete the descriptions.

blond brown dark glasses medium tall

1. He's _____ height and has brown hair.
2. She's _____ with _____ hair and _____ eyes.
She wears _____.

2. While listening

Roberto is showing Lorenzo a photo album. Listen to the description of the people below and write the number of the person described next to the name.



- ___ Alexander
- ___ Dr. Palmer
- ___ Susie
- ___ Laura
- ___ Carolina

Script of descriptions....

1. **This is my grandfather. His name is Alexander. He's very cute. He has straight gray hair and green eyes.**
2. **And this is my Language Professor, Dr. Palmer. He looks like a very serious man with his gray beard and moustache, but he's not. He's kind and helps us a lot. We bother him because he's getting bald.**
3. **Look at my girlfriend. She looks like a model, right? With her short blonde hair and green eyes. Her name is Susan, but people call her Susie.**
4. **Do you know who she is? Well, she is the exchange student that arrived last month. Isn't she beautiful? Look at her curly long hair and brown eyes. Her name is Laura and she's Colombian. _____**
5. **Do you remember our old school friend that had long straight brown hair and brown eyes? Well, I saw her last week and she looks the same!!! She hasn't changed a bit...What is her name...??? Ah... Carolina....**

3. Post-listening

A. With a partner ask and answer the following questions

1. How do you describe yourself?
 2. How do you describe your classmates?
 3. Describe one member of your class. Do not say his or her name.
Your partner has to guess who you are talking about.
1. He is... He has.....
 2. She is..... She has.....

4. Pronunciation

Listen to the words. Notice the number of syllables and the stress. Write the words in the correct group.

●	● ●	● ● ●	● ● ●
Smart slim Shy short	Friendly Funny chubby patient	Comfortable Generous Interesting Marvelous	Annoying Athletic Gigantic Fantastic


C. SYSTEM TOOLS

1.1. Read the descriptions. Match the description to the correct picture.




Short hair

Long curly hair



Wavy red hair



Bald men with a beard


1.2. Read the descriptions. What are they wearing? Unscramble the correct order of adjectives to describe clothing. Write the order on the space provided.



blue elegant silk dress



**long-sleeve brown
pretty shirt**



**shirt cowboy
long-sleeve blue**

2. Rules

Adjectives					Noun
Opinion	Age	Pattern & Color	Material	Style	
horrible	old	stripy	cotton	full-length	shirt

1. Classify the following adjectives by clicking the adjectives that correspond to the different categories.

Material	Pattern & Color	Opinion	Age	Style
<input type="text"/>	<input type="text"/>	<input type="text"/>	<input type="text"/>	<input type="text"/>
<input type="text"/>	<input type="text"/>	<input type="text"/>	<input type="text"/>	<input type="text"/>
<input type="text"/>	<input type="text"/>	<input type="text"/>	<input type="text"/>	<input type="text"/>

2. Order the following descriptions of clothing.

1. T-shirt a short-sleeved orange new _____
2. green a shirt plaid _____
3. beautiful scarf a cashmere _____
4. suit polo-neck striped _____

Unit 2 What does your sister look like?

3. Read the following descriptions and match them with the pictures provided.

A. She has a long face, straight nose, short wavy red hair. She's wearing a beautiful red silk shirt.

B. He has short brown hair. He's wearing a long-sleeved V-neck sweater and a white T-shirt.

C. He has short brown hair. He's wearing a striped red and black long-sleeved V-neck sweater and a white shirt.

D. She has long wavy hair and blue eyes. She's very thin. She's wearing an elegant black long-sleeved turtle-neck cotton sweater and a short leather skirt.



3. Your turn

Describe yourself. What are you wearing right now? What is your partner wearing?



D. SCAN IT

1. Pre-Reading

Work in pairs. Match the descriptions with the pictures.

a.



b.



c.



d.



e.



- ___ She has black hair and she's wearing black sweater.
- ___ She has long hair and she's wearing casual clothes.
- ___ He's taller than his wife.
- ___ She's blonde, and she's wearing a pair of jeans and black shirt.
- ___ He likes extreme sports.

2. While Reading

A. Read Lindsay's script of the video clip where she describes herself and her ideal man, and click on the right answers

"Hi, I'm Lindsay. I think I'm beautiful, and I know I'm sexy. I'm adventurous, and let's see... I love to go out and talk to people-I'm not at all shy. I'm not rich either-not yet. But some same, I hope I will be." "As you can notice, I'm blonde; my eyes are light brown, and I'm slim.

"I'm a very creative person. I like to paint and draw faces of my friends. I'm also very active. I like scuba diving and hitchhiking. At nights, I like to go dancing, eat out, and spend weekends at my friends' house."

"In regards to my likes in clothing, I like wearing casual clothes like shirts and jeans, but on weekends, I enjoy wearing shorts, T-shirts, and sneakers."

"My ideal mate should be friendly, fun and adventurous, as I am. He has to be sensitive, kind, and charming. I don't wish for a rich man, but he has to have goals in life."

"My ideal mate should also be generous, active, and out-going. This person should love dancing and going out.

"What do I want my ideal man to look like? Well, I really like average-height men, well-built, blue eyes and brown hair- a little long, though. It makes men look interesting."

Unit 2 What does your sister look like?

B. Fill in Lindsay's video dating form based on the information provided in her video script.

MATCHING LINDSAY'S IDEAL MAN

Adapted from: "What's she like?" Gateways 2, Oxford University Press.

a. Name: Lindsay Montes

b. **Circle** or put an X on the adjectives that describe Lindsay best.

- ◆ Personality: adventurous, ambitious, charming, friendly, sensitive, fun to be with, hardworking, active, honest, intelligent, kind, romantic, ~~sexy~~, generous, ~~out-going~~
- ◆ Physical: Build: tall, average height, short, slim, medium built
Hair: long, short, straight, curly, blond, black, brown, red
Eyes: blue, light brown, dark brown, black, green
Other: good-looking, beautiful, pretty, and attractive.
- ◆ Clothes: Casual, formal

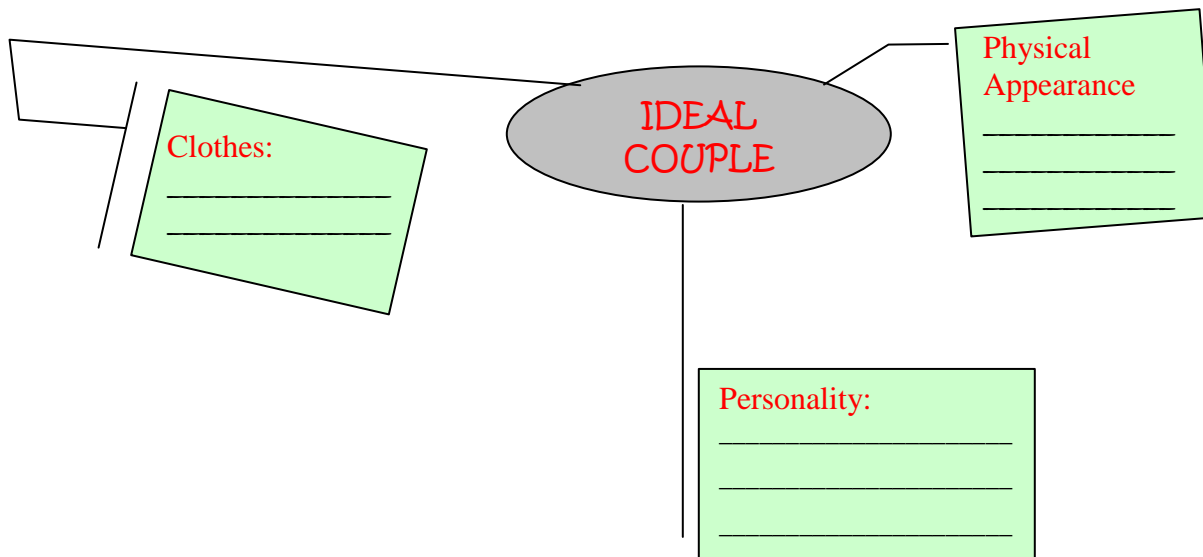
c. What does she like to do in her free time?

d. **Circle the most important characteristics of her ideal man.**

- ◆ Personality: adventurous, ambitious, charming, friendly, sensitive, fun to be with, hardworking, honest, active, intelligent, kind, romantic, sexy, generous, out-going
- ◆ Physical: Build: tall, average height, short, slim, medium built
Hair: long, short, straight, curly, blond, black, brown, red
Eyes: blue, light brown, dark brown, black, green
Other: good-looking, beautiful, pretty, attractive
- ◆ Clothes: Casual, formal

C. Post-reading. WHAT'S YOUR IDEAL COUPLE?

Fill in the bubbles with the characteristics of your ideal couple.



E. TYPE IT UP

1. Pre-Writing

Complete the following chart about your family

MY FAMILY'S LOOKS AND TASTES FOR CLOTHING

Member of the Family	Looks	Types of clothing he/she usually wears	Clothing on weekends	Your own category:
My dad				
My mom				
My sister				
My brother				
My grandmother				

Example:

My dad

Looks: brown eyes, black hair, tall, has a beard

Types of clothing: jacket, T-shirt, jeans, tennis shoes

On weekends: T-shirt, shorts

2. Writing

Describe your family's looks and tastes for clothing. Use the following topic sentence to start.

There are certain characteristics about my family that make them special: their looks and their particular tastes for clothing.

3. Post-Writing

FAMILY DESCRIPTION GAME

Bring PICTURES of the members of the family you described in the paragraph. Sit with a partner and talk to them about their looks and tastes for clothing. **Have students guess who is who in your family.** Try to bring other members of your family to make it a tricky game.

F. LOGGING OFF

Design a: "Fashion Puppeteer Show"
Objectives:

1. To describe fashion design with puppets.
2. To talk about looks and clothing.
3. To amuse classmates with a "Fashion Puppeteer Show".

STEP 1. Form groups of five students. Choose the roles of your classmates. You will need **two persons** as designers.

Roles	Job Description	Student's Name
Student 1 Leader	Sees that everybody uses English Sees that everybody participates Presents the product	
Student 2 Secretary	Writes information about project	
Student 3 Designer	Designs layout and adds artwork	
Student 4 Assistant	Helps secretary and designer with their work	


STEP 2. Design a puppet fashion show. To do this you have to collect materials for the puppet show. These materials can be of any type. You have to design puppets with different clothing and different looks (yellow hair, brown hair, blue eyes.. etc.). You can use cloth of colored paper.

SAMPLES



STEP 3. Design a small stage for your puppet show.

You can use wood and cloth.



STEP 4. Present the **Fashion Puppeteer Show** in Class.

Note: make sure you are very creative. Try to use re-cycled materials from home. Try not to spend extra money in materials.

2. SURFING THE NET

Search the web on the following topic: **Who is the celebrity?**



Go to <http://mrshowbiz.go.com/celebrities/>. Fill in the chart with the following information.

Two other Websites that write about famous celebrities	http//
	http//
Celebrities	Descriptions: Opinion Age Style
Name:	
Name	
Name:	
Important features: Movies, sit-coms, TV shows,	

Group Work:

You could play a "Who is it?" game by giving your students 3 options, e.g. Brad Pitt, Sean Connery and Tom Cruise. Then give them clues such as: He has blond hair and blue eyes... etc; and see if they can guess who you are describing (one option is to let them click through the site trying to find the person who fits your description). Then pair your students up and ask them to try a similar activity together.

SELF-ASSESSMENT UNIT 2

In this unit you have learned things about people's physical appearance description.

Rate your comfort level.

Skills

- I can describe my own and other people's physical appearance.
- I can identify people based on their description.
- I can describe my own and other people's tastes for clothing.
- I can use adjectives to describe people's personality.
- I can use the third person singular to describe people's physical appearance and clothing.
- I can order adjectives correctly when describing people's physical appearance and their clothing.
- I can read about the characteristics (personality, physical appearance and clothing) of the ideal couple.
- I can write about my family's looks and tastes for clothing.
- I can make an accurate use of *a*, *an* and *the*.
- I can identify people based on their description.
- I can project my knowledge on physical description and appearance through a fashion puppeteer show.
- I can discuss about famous people's physical appearance.

Self reflection

1. What was the most useful thing you learned in this unit?

2. How will this help you in real life?
