

UNIT 3 What is he like?

A. LOGGING ON

1. Goals

In this unit:

- ◆ You will learn how to compare people's personality traits.

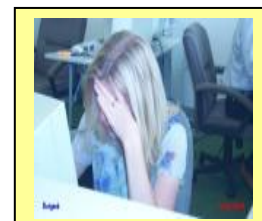





You will practice:

- ◆ Wh-questions e.g. What is your mother like?
- ◆ Yes/No questions: Is your father taller than your brother?
- ◆ Comparative and superlative forms e.g. My sister is more serious than my brother. Or My mother is the most beautiful mom in the neighborhood.

2. Vocabulary

Match the different personality adjectives with the pictures.

- a. shy
- b. selfish
- c. hardworking
- d. quiet
- e. mean
- f. extrovert
- g. talkative
- h. lazy
- i. unselfish
- j. generous
- k. friendly



3. Warm-up

Read the following expressions and match the item with the corresponding statements. Use the following adjectives:



There are more adjectives than statements.

- | | |
|---|---------------|
| 1. "I'm sorry, but I don't lend my books". | He is _____. |
| 2. "You can use my markers anytime." | She is _____. |
| 3. "Excuse, ma'am. Can I help you cross?" | He is _____. |
| 4. "Uhhh!! I can't go on... I'm sleepy". | She is _____. |
| 5. "As I was saying.... Bla...bla...bla...bla..." | She is _____. |

4. Your Turn

a. Use the words from the vocabulary provided and write sentences that describe friends or relatives.

Example: My sister is very extrovert.

1. _____
2. _____
3. _____

b. Compare your friends and relatives.

Example: My sister is more extrovert than my brother.

1. _____
2. _____
3. _____

B. TURN IT UP

1. Pre-listening

Using the scale below, indicate which statement describes your personality the most. Use the following rating scale to detect the type of personality.

Points

1. disagree strongly 2. disagree 3. neutral 4. agree 5. agree strongly

- | | | | | | |
|--|---|--------------------------------|-------------------------------|-----------------------------|--------------------------------------|
| 1. anxious, easily upset | <input type="radio"/> disagree strongly | <input type="radio"/> disagree | <input type="radio"/> neutral | <input type="radio"/> agree | <input type="radio"/> strongly agree |
| 2. critical | <input type="radio"/> disagree strongly | <input type="radio"/> disagree | <input type="radio"/> neutral | <input type="radio"/> agree | <input type="radio"/> strongly agree |
| 3. calm, emotionally stable | <input type="radio"/> disagree strongly | <input type="radio"/> disagree | <input type="radio"/> neutral | <input type="radio"/> agree | <input type="radio"/> strongly agree |
| 4. sympathetic, warm | <input type="radio"/> disagree strongly | <input type="radio"/> disagree | <input type="radio"/> neutral | <input type="radio"/> agree | <input type="radio"/> strongly agree |
| 5. reserved, quiet | <input type="radio"/> disagree strongly | <input type="radio"/> disagree | <input type="radio"/> neutral | <input type="radio"/> agree | <input type="radio"/> strongly agree |
| 6. extroverted, enthusiastic | <input type="radio"/> disagree strongly | <input type="radio"/> disagree | <input type="radio"/> neutral | <input type="radio"/> agree | <input type="radio"/> strongly agree |
| 7. dependable, self-disciplined | <input type="radio"/> disagree strongly | <input type="radio"/> disagree | <input type="radio"/> neutral | <input type="radio"/> agree | <input type="radio"/> strongly agree |
| 8. conventional, uncreative | <input type="radio"/> disagree strongly | <input type="radio"/> disagree | <input type="radio"/> neutral | <input type="radio"/> agree | <input type="radio"/> strongly agree |
| 9. open to new experiences | <input type="radio"/> disagree strongly | <input type="radio"/> disagree | <input type="radio"/> neutral | <input type="radio"/> agree | <input type="radio"/> strongly agree |
| 10. disorganized, careless | <input type="radio"/> disagree strongly | <input type="radio"/> disagree | <input type="radio"/> neutral | <input type="radio"/> agree | <input type="radio"/> strongly agree |

Results

Points from 25-40

High extroversion. You are talkative, animated, and out going. You prefer interacting with other people, meeting new people, and you like feeling energetic. You tend to be stable under stress. You are sympathetic and calm and you value commitments and responsibilities. You tend to be creative, imaginative, and inquisitive about the world.

Points from 10-25

You tend to value privacy. You do not express enthusiasm very often, and prefer more tranquil activities. You find it difficult to trust other people. You probably work hard for what you really want, but try not to let responsibility concerns dominate your life. You tend to take life as it comes. You can handle innovations well, but you probably don't start them

Adapted from: <http://assessment.psych.uiuc.edu/b5short/b5short.asp>

Unit 3 What is he like?

2. While Listening

Listen to the following information about Alec and Logan, and decide whether the statements are TRUE or FALSE. As you listen, write TRUE or FALSE on the spaces provided.

1. Alec liked being by himself. _____
2. Parents protected Alec more than Logan. _____
3. Logan liked to play by himself. _____
4. Logan didn't like to share his toys. _____
5. Alec liked to be the center of attention. _____
6. Logan liked coloring with his brother. _____
7. Alec was a quiet boy in school. _____
8. Logan was a better student than Alec. _____



3. Post-Listening.

Can you give information about your classmates' personality? Use the information above to describe the personality traits of three classmates.

4. Pronunciation.

Listen and pronounce the stress of the following personality adjectives.

First Syllable Stress

interesting
hardworking
selfish
generous
talkative
friendly
lazy
critical
careless

Second Syllable Stress


extrovert
demanding
unselfish
impatient
indifferent
disorganized
upset
reserved
conventional

Third Syllable

interactive
sympathetic
enthusiastic

C. SYSTEM TOOLS

1. Comparative vs. Superlative



Maria is 10 years old, and Ricardo is 15 years old. Maria is younger than Ricardo
 Maria is the happiest girl I know. And Ricardo is the most serious person I know.

2. Rules

Comparative adjectives	Superlative adjectives
Today is <i>hotter than</i> yesterday.	April the 10 th was <i>the hottest</i> day.
Mary is <i>taller than</i> John.	Pedro is <i>the tallest</i> student in class.
Hellen is <i>more interesting than</i> her brother	<i>The most interesting</i> movie of the year was Titanic in 1990.

Note: We use comparative adjectives to compare two people, places or things.

We use the superlative adjectives to compare three or more people, places or things.

Rules: Comparatives
One-syllable adjectives Add -r or -er + than to most one-syllable adjectives: taller/larger/stronger
Two or more syllabus Add the word <i>more</i> before the adjective and <i>than</i> after it: More famous than... more difficult than.... More interesting than...

Rules: Superlatives
One-syllable adjectives Add <i>the</i> + -st or -est to most one-syllable adjectives: the tallest/largest/strongest
Two or more syllabus Add the word <i>the most</i> before the adjective : The most famous ... the most difficult.... The most interesting ...

3. Practice:

3.1 Write meaningful sentences with the comparative form of the adjectives below

1. small _____

2. big _____

3. cold. _____

3.2 Unscramble the following comparisons about different buildings

1. building Post Costa is the office Rica oldest.


2. the The building is Baltimore most expensive building.

3. Hotel is Centro most Colon the beautiful building.

3.3 Look at the pictures and compare three things in each picture. Use the adjectives below. Write two sentences with the superlative form of the same adjectives. Share with your partner.

3.4 Complete the sentences about Pat and Meggy. Use the comparative or the superlative form of the words in parenthesis.

Pat
150 pounds
170
Friendly
30 years old



Meggy
99 pounds
150
Quiet
15 years old

1. Pat is (old) _____ Meggy.

2. Meggie is (young) _____ Pat.

4. Pat is (friendly) _____ Meggy.

5. Meggy is (quiet) _____ Pat.

4. Your Turn

Talk about your family. Who is the coolest? The most interesting, etc?
Be ready to talk about your partner's family in class.

D. SCAN IT

1. Pre-reading

Students read the statement on information about “ONLY CHILDREN”. Based on their background knowledge they have to decide whether these statements are a MYTH or a REALITY.

1. Only children are more lonely than others. _____
2. Only children have higher self-esteem than others. _____
3. Only children achieve more than others. _____
4. Only children are more selfish than others. _____

2. Reading

Adapted from www.family.org


Brothers and sisters often have very different personalities. Why is this? They have the same parents, and they live in the same home. So why don't they have the same personality?

One answer to this question is birth order. Who is the first child, who is the middle child, and who is the baby of the family? Many psychologists study birth order. Birth order can explain differences between children in the family. Sometimes birth order affects people's feelings, their ideas about the world, and their actions in life.

Psychiatrists also study “only children.” Only children have no brothers or sisters. An only child is the oldest and the youngest in a family. Only children are confident because they get lots of attention from their parents. The first child in any family begins life as an only child. They are usually good students, and they are often good organizers.

Firstborn children are often parents' favorites. They are usually very serious and they can be bossy toward their younger brothers or sisters. They usually succeed in school and in life.

The youngest child or the baby of the family often has good social skills. Younger children are often friendly and funny. But younger children are also hard workers and very creative.



Choose True or False for the following statements.

- | | |
|--|---|
| 1. Brothers and sisters have the same personalities. | <input type="checkbox"/> True <input checked="" type="checkbox"/> False |
| 2. All firstborn children begin life as only children. | <input type="checkbox"/> True <input type="checkbox"/> False |
| 3. The youngest child is an only child. | <input type="checkbox"/> True <input type="checkbox"/> False |
| 4. Middle children have no brothers or sisters. | <input type="checkbox"/> True <input type="checkbox"/> False |
| 5. Youngest children are often very creative. | <input type="checkbox"/> True <input type="checkbox"/> False |

3. Post-Reading

Write about the birth order in you own family. Compare your own situation with that of the reading. Is it similar? Share your answer with a partner.

E. TYPE IT UP!

1. Pre-writing

In your notebook, write a list of 5 adjectives that describe you best!!!


2. Writing

Compare yourself with your brothers and sisters. Who is the oldest, the youngest in your family. Write description of your family using words such as athletic, smart, fast, friendly, thin, etc.

3. Post-writing

Check your writing. Circle the one.

- | | | |
|---|--------------------------|--------------------------|
| Are you using comparative adjectives with “than”? | <input type="checkbox"/> | <input type="checkbox"/> |
| Are you using “the” before superlatives? | <input type="checkbox"/> | <input type="checkbox"/> |
| Do your sentences start with a capital letter? | <input type="checkbox"/> | <input type="checkbox"/> |
| Do they end with a period? | <input type="checkbox"/> | <input type="checkbox"/> |



F. LOGGING OFF

1. TEAM PROJECT

Design your own Personality Test.

Objectives:

1. To design different types of personality tests.
2. To describe your classmates personalities in eating, shopping, driving, sleeping, spending money, dating
3. To analyze students' personalities.

STEP 1. Choose one of the following topics. Use this topic to design a creative personality test.

- a. Money Spending Personality Test
- b. Eating Personality Test
- c. Driving Personality Test
- d. Sleeping Personality Test
- e. Shopping Personality Test
- f. Dating Personality Test

STEP 2. Form groups of four students. Choose the roles of your classmates.

Roles	Job Description	Student's Name
Student 1 Leader	Sees that everybody uses English Sees that everybody participates Presents the product	
Student 2 Secretary	Writes information about project	
Student 3 Designer	Designs layout and adds artwork	
Student 4 Assistant	Helps secretary and designer with their work	

STEP 3. Get in groups of four students and design a personality test on the topic chosen. Make sure it contains:

- Instructions
- Rating scale
- Description of personality on scores obtained.
- A copy for each member in class

STEP 4. (As a Group)

- a. Collect personality tests
- b. Count the number of students with different personalities
- c. Design a graph that describes the different types of personality in the topic chosen.

STEP 5. Report to class the results of your survey on the personality test you designed.

STEP 6. Collect all of results from the different groups and lay out the results on the back of the room.

2. SURFING THE NET

Visit the following websites:

1. <http://www.cs.ucr.edu/~chua/test/test.html>

What was the result?

Do you agree with the test? Does it describe you?

2. <http://www.assessment.com/MAPPMembers/Welcome.asp?acnum=06-5401-000.00>

- Click on the Icon **MAPP** in the text
- You are in Mind Tools. Register for free sample test.
- Conduct the personality test.

WRITE YOUR RESULTS. DO YOU AGREE WITH YOUR RESULTS???

SELF-ASSESSMENT UNIT 3

In this unit you have learned to compare people's personality traits.
Rate your comfort level.

Skills

- I can use Wh-questions to ask about people's description (personality?). ☐
- I can use Yes/No questions to ask about people's personality. ☐
- I can use comparative and superlatives to compare people's description. ☐
- I can use personality adjectives to describe people. ☐
- I can describe my own and my classmates' personalities. ☐
- I can read about personalities of members of the family based on birth order. ☐
- I can compare my family's personalities through writing. ☐
- I can discuss in class the personalities of my classmates regarding money, eating, driving, sleeping, shopping, and dating. ☐
- I can identify other aspects of my personality through web-based personality tests. ☐

Self reflection

1. What was the most useful thing you learned in this unit?

2. How will this help you in real life?
