

**TEACHER'S GUIDE**  
**UNIT TWO: MY BODY**

**Contents:** Parts of the body , Body communication: Verbal and non-verbal

**Numbers Transversal theme:** Sex Ed.

**Functions:**

- Recognizing parts of the body.
- Describing people, actions and different types of items.
- Saying numbers.
- Using basic classroom language.



**My Body Song**

**Function:** Identifying parts of the body

**Content:** Parts of the body

**Seating arrangement:** I

**Skills:** L

**MI:** Inter, B, VL, M

**Time:** 5'

**Materials:** 1 Computer per student.

**Procedure:**

1. Tell students that they are going to review the parts of the body.
2. Have students listen to the song and mime it.

**Activity**

**Warm-up**

My Body

The Fantastic Balloon Songs

You have a body with many parts  
shake your head, shake your head  
and your face you have two eyes  
open your eyes, open your eyes  
One mouth, one nose, show me your  
mouth

show my your nose


You have a body with many parts  
shake your head, open your eyes  
show me your mouth and your nose

You have a body with many parts  
move your arms, move your arms  
and on each arm there is a hand  
show me your hands, show me your  
hands

Two legs, two feet

stamp your feet, stamp your feet

You have a body with many parts  
move your arms, show me your hands  
stamp your feet



**I:** Individual, **G:** Groups, **R:** Rows, **P:** Pairs, **W:** Whole class, **C:** Circle **Hmwk:** Homework  
**L:** Listening, **S:** Speaking, **R:** Reading  
**VL:** Verbal Linguistic, **Inter:** Interpersonal, **Intra:** Intrapersonal, **LM:** Logical Mathematical,  
**VS:** Visual Spatial, **N:** Naturalistic, **B:** Bodily, **M:** Musical

Vocabulary

**Body Parts Memory Game**

**Function:** Recognizing parts of the body.

**Content:** nose, eyes, mouth, teeth, ears, face, hands, head, shoulder, knees, toes, fingers

**Seating arrangement:** I

**Skills:** L


**MI:** Intra, VL, LM

**Time:** 15'

**Materials:** CPU

**Procedure:**

1. The students will have a body parts memory game where they have to match the pictures.
2. Have the students click on the speaker icon to listen to the instructions.
3. Tell the students that they are going to learn parts of the body
4. Students flip the card to find the matching pictures.
5. When a card is flipped, they listen to the word that best describes the image, so they associate picture and sound.



**I:** Individual, **G:** Groups, **R:** Rows, **P:** Pairs, **W:** Whole class, **C:** Circle **Hmwk:** Homework  
**L:** Listening, **S:** Speaking, **R:** Reading  
**VL:** Verbal Linguistic, **Inter:** Interpersonal, **Intra:** Intrapersonal, **LM:** Logical Mathematical,  
**VS:** Visual Spatial, **N:** Naturalistic, **B:** Bodily, **M:** Musical

Pre-listening



**Pre-listening**

**Body Parts Board Game**

**Function:** Identifying parts of the body.

**Content:** Nose, Eyes, Mouth, Teeth, Ears, Face, Hands, Head, Shoulder, Knees, Toes, Fingers

**Seating arrangement:** I

**Skills:** L

**MI:** Intra, VL, LM

**Time:** 15'

**Materials:** CPU


**Procedure:**

1. The students work in pairs.
2. Tell students that they are going to practice identifying parts of the body.
3. Have the students click on the speaker icon.
4. They are given a board game and a virtual die. The sides of the die will have a body silhouette. The students click on the die and move to the body part they hear.
5. When the students click on the die they have to move the chips as indicated.



**I:** Individual, **G:** Groups, **R:** Rows, **P:** Pairs, **W:** Whole class, **C:** Circle **Hmwk:** Homework  
**L:** Listening, **S:** Speaking, **R:** Reading  
**VL:** Verbal Linguistic, **Inter:** Interpersonal, **Intra:** Intrapersonal, **LM:** Logical Mathematical,  
**VS:** Visual Spatial, **N:** Naturalistic, **B:** Bodily, **M:** Musical

While-listening



**While-Listening**

**While: Silhouette**

**Function:** Identifying parts of the body.

**Content:** Nose, Eyes, Mouth, Teeth, Ears, Face, Hands, Head, Shoulder, Knees, Toes, Fingers

**Seating arrangement:** I

**Skills:** L

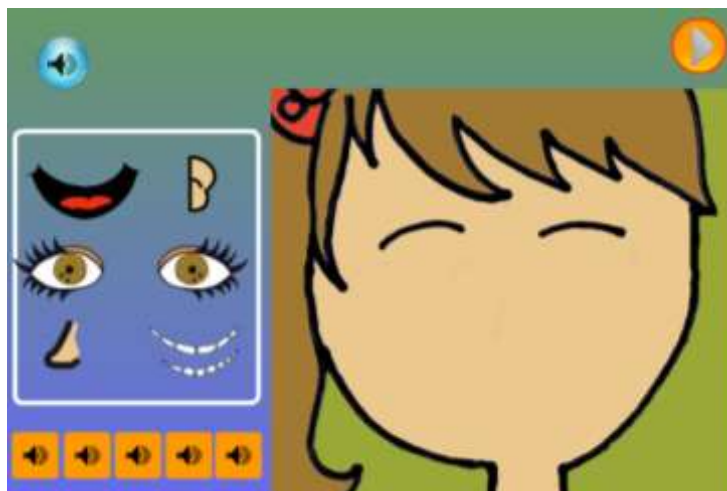
**MI:** Intra, VL, VS

**Time:** 15'


**Materials:** CPU

**Procedure:**

1. Tell the students that they are going to review the parts of the body.
2. Have the students click on the speaker icon.
3. When they click on the speaker icon, they must drag the picture of the word they hear to the corresponding part in the silhouette.



Post-listening



**Listening**

**Post: Picture cards**

**Function:** Identifying parts of the body.

**Content:** Nose, Eyes, Mouth, Teeth, Ears, Face, Hands, Head, Shoulder, Knees, Toes, Fingers

**Seating arrangement:** I

**Skills:** L

**MI:** Intra, VL, VS

**Time:** 15'

**Materials:** CPU

**Procedure:**

1. The students are given a set of picture cards with the same vocabulary from the previous activities
2. Have the students click on the speaker icon.
3. Then, they click on the speaker icons to listen to a word, then click on the

**I:** Individual, **G:** Groups, **R:** Rows, **P:** Pairs, **W:** Whole class, **C:** Circle **Hmwk:** Homework

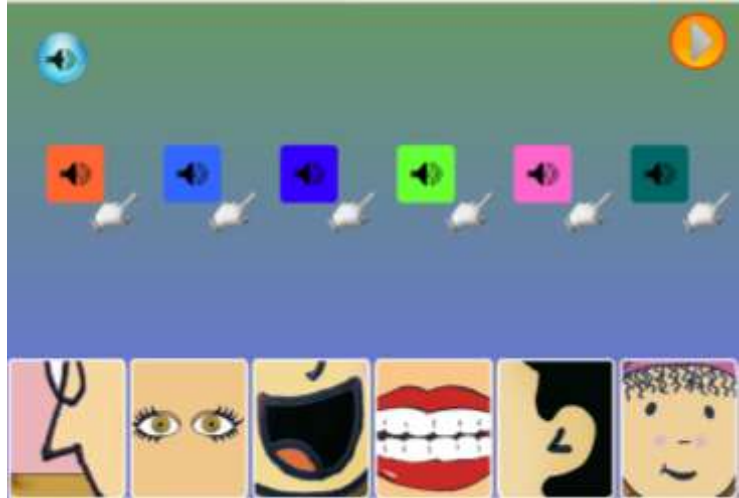
**L:** Listening, **S:** Speaking, **R:** Reading

**VL:** Verbal Linguistic, **Inter:** Interpersonal, **Intra:** Intrapersonal, **LM:** Logical Mathematical,

**VS:** Visual Spatial, **N:** Naturalistic, **B:** Bodily, **M:** Musical


corresponding picture.

4. They have to click on the speaker icon, listen to a word at a time and choose the one that matches with what they hear.



**I:** Individual, **G:** Groups, **R:** Rows, **P:** Pairs, **W:** Whole class, **C:** Circle **Hmwk:** Homework  
**L:** Listening, **S:** Speaking, **R:** Reading  
**VL:** Verbal Linguistic, **Inter:** Interpersonal, **Intra:** Intrapersonal, **LM:** Logical Mathematical,  
**VS:** Visual Spatial, **N:** Naturalistic, **B:** Bodily, **M:** Musical

Practice



**Head to Head Video Clip**

**Function:** Identifying parts of the body.

**Content:** Nose, Eyes, Mouth, Teeth, Ears, Face, Hands, Head, Shoulder, Knees, Toes, Fingers

**Seating arrangement:** I

**Skills:** L

**MI:** Intra, VL, VS, B

**Time:** 5'

**Materials:** CPU

**Procedure:**

1. The students listen to the instructions being performed on the screen and reproduce the same action with their classmates. For example, while listening to and watching "Head to Head", kids will put their heads together, or "Ear to Ear," they will put their ears together, etc.



**I:** Individual, **G:** Groups, **R:** Rows, **P:** Pairs, **W:** Whole class, **C:** Circle **Hmwk:** Homework  
**L:** Listening, **S:** Speaking, **R:** Reading  
**VL:** Verbal Linguistic, **Inter:** Interpersonal, **Intra:** Intrapersonal, **LM:** Logical Mathematical,  
**VS:** Visual Spatial, **N:** Naturalistic, **B:** Bodily, **M:** Musical