

TEACHERS' GUIDE
UNIT FIVE: MY CLASSROOM

Contents: school items, shapes, colors

Transversal theme: Human Rights Ed.

Functions:

1. identifying school items
2. locating different school objects and personal belongings
3. identifying colors, shapes, numbers, prepositions
4. recognizing yes/no questions
5. discriminating information in conversations

Classroom Song	<p>Function: identifying school environment Content: classroom objects, classmates, friends, teacher Seating arrangement: I Skills: L MI: Intra, VL, VS, M Time: 3' Materials: 1 Computer per student.</p> <p>Procedure:</p> <ol style="list-style-type: none"> 1. Review classroom objects with your students. 2. Tell them they are going to listen to a song about a classroom. 3. Students must click on the speaker icon to listen to the following song: <p>Classroom Song: Track 26 Fantastic Balloon This is My Classroom</p> <p><i>This is where I come to study This is my class This is my chair close to my desk Look at all my classmates Look at all my friends Using pencils, books and pens There is the window That is the door There is my teacher Writing on the board Look at all my classmates Look at all my friends Using pencils, Books and pens.</i></p>
-----------------------	--

I: Individual, **G:** Groups, **R:** Rows, **P:** Pairs, **W:** Whole class, **C:** Circle **Hmwk:** Homework
L: Listening, **S:** Speaking, **R:** Reading
VL: Verbal Linguistic, **Inter:** Interpersonal, **Intra:** Intrapersonal, **LM:** Logical Mathematical,
VS: Visual Spatial, **N:** Naturalistic, **B:** Bodily, **M:** Musical



**Classroom
Pops**

Function: identifying school objects and colors.

Content: Board, desks, maps, chairs, chalk, computer, globe, teacher, student, eraser, bookshelf, books, pencils, clock, markers, color pencils, recycle bin, trash can, notebooks, pen, backpack, pencil case, paper, crayons, classmates, door, sharpener, glue, scissors, plasticine.

Skills: L

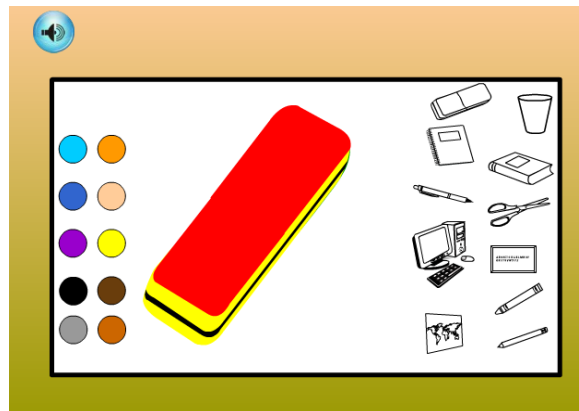
MI: Intra, VL, VS

Time: 10'

Materials: CPU

Procedure:

1. Have the students click on the speaker icon to listen to the instructions.
2. The students are given a blank classroom object to color and a palette.
3. When they are done coloring the object, they hear the word and are given another object.
4. The object that is colored is placed somewhere in the classroom layout in the back.



I: Individual, **G:** Groups, **R:** Rows, **P:** Pairs, **W:** Whole class, **C:** Circle **Hmwk:** Homework
L: Listening, **S:** Speaking, **R:** Reading
VL: Verbal Linguistic, **Inter:** Interpersonal, **Intra:** Intrapersonal, **LM:** Logical Mathematical,
VS: Visual Spatial, **N:** Naturalistic, **B:** Bodily, **M:** Musical

Match

Function: identifying school objects and people

Content: school items, teacher

Seating arrangement: I

Skills: L

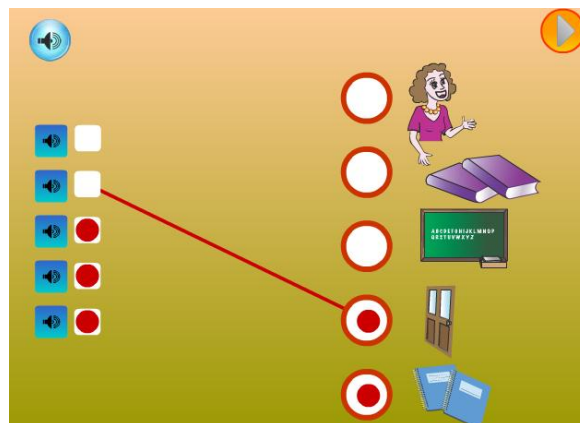
MI: Intra, VL, VS

Time: 10'

Materials: CPU

Procedure:

1. Tell your students they will be given a layout with speaker icons on the left of the board. On the right they have classroom objects.
2. They need to click on the speaker icon to listen to a word.
3. Then, they need to drag the dot to the corresponding picture.



I: Individual, **G:** Groups, **R:** Rows, **P:** Pairs, **W:** Whole class, **C:** Circle **Hmwk:** Homework
L: Listening, **S:** Speaking, **R:** Reading
VL: Verbal Linguistic, **Inter:** Interpersonal, **Intra:** Intrapersonal, **LM:** Logical Mathematical,
VS: Visual Spatial, **N:** Naturalistic, **B:** Bodily, **M:** Musical

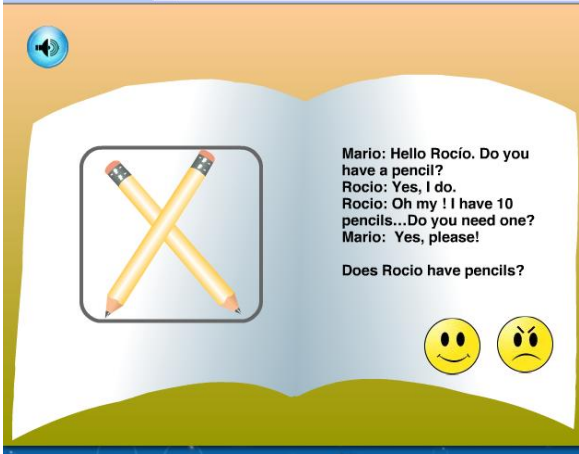
<p>Story book</p>	<p>Function: discriminating information from yes/no questions Content: yes/no questions, classroom and personal objects Seating arrangement: I Skills: L MI: Intra, VL, VS Time: 15' Materials: CPU</p> <p>Procedure</p> <ol style="list-style-type: none"> 1. Tell your students they are going to listen to a story about two classmates. 2. They need to click on the speaker icon on the left to listen to the instructions. 3. Then, they will be asked some comprehension questions. They should click on the YES or NO face to answer to the questions. <p><i>Page 1</i> <i>Mario: Hello Rocío. Do you have a pencil?</i> <i>Rocio: Yes, I do.</i> <i>Rocio: Oh my ! I have 10 pencils...Do you need one?</i> <i>Mario: Yes, please!</i></p> <p><i>Does Rocio have pencils?</i></p> <p><i>Page 2</i> <i>Mario: Rocio, Do you have an eraser?.</i> <i>Rocio: Yes, I do. I have one. Don't tell me you need one?</i></p> <p><i>Does Mario need an eraser?</i></p> <p><i>Page 3</i> <i>Mario: And, I am sorry DO you happen to have a sharpener?</i> <i>Rocio: No, I don't.</i> <i>Mario: Well, I have 2. Use one of mine. (giggling)</i></p> <p><i>Does Mario need a sharpener?</i></p>
-------------------	--

I: Individual, **G:** Groups, **R:** Rows, **P:** Pairs, **W:** Whole class, **C:** Circle **Hmwk:** Homework


L: Listening, **S:** Speaking, **R:** Reading

VL: Verbal Linguistic, **Inter:** Interpersonal, **Intra:** Intrapersonal, **LM:** Logical Mathematical,

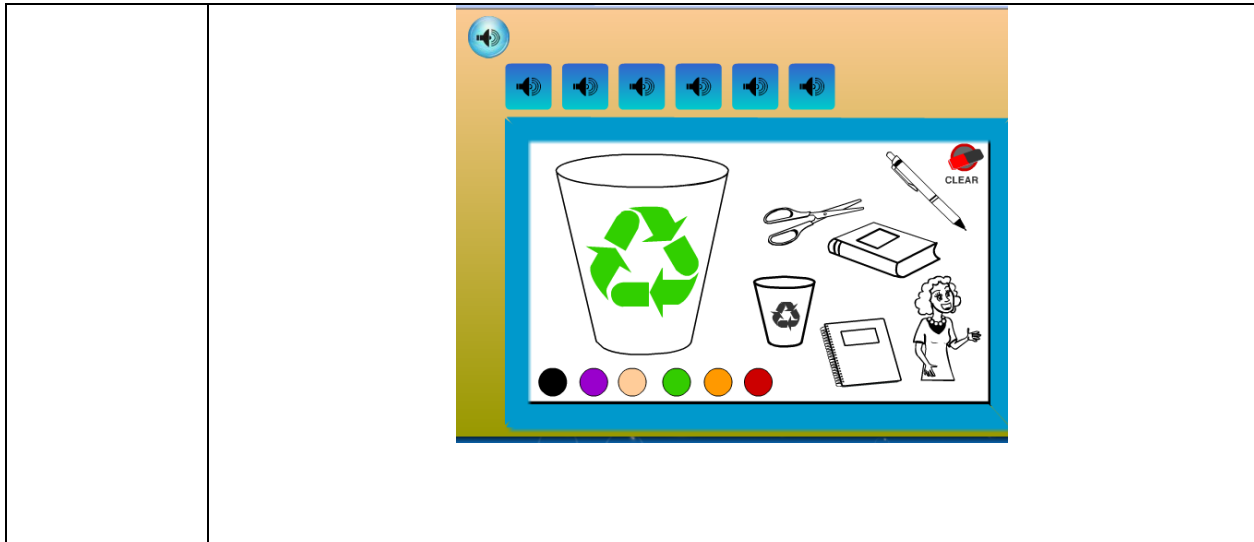
VS: Visual Spatial, **N:** Naturalistic, **B:** Bodily, **M:** Musical

	 <p>Mario: Hello Rocio. Do you have a pencil? Rocio: Yes, I do. Rocio: Oh my ! I have 10 pencils...Do you need one? Mario: Yes, please!</p> <p>Does Rocio have pencils?</p>
<p>Crazy Classroom Hunt</p>	<p>Function: locating different school objects and personal belongings & identifying colors, shapes, prepositions</p> <p>Content: classroom objects, colors, prepositions</p> <p>Seating arrangement: I</p> <p>Skills: L</p> <p>MI: Intra, VL, VS</p> <p>Time: 15'</p> <p>Materials: CPU</p> <p>Procedure:</p> <ol style="list-style-type: none"> 1. Tell your students to take a look at the picture of the Crazy classroom. 2. Indicate to them that there are some items hidden in the classroom. 3. Their task is to find the objects they hear to score points. 4. These are the sentences they will listen to: <p><i>The green pen is under the blue chair.</i> <i>The yellow balloons are in the ceiling.</i> <i>The ruler is under the teacher's desk.</i> <i>The map is hidden behind the blackboard.</i> <i>The globe is behind the bookshelf.</i> <i>The red pencil is on the floor.</i> <i>The glue is on the back of the room.</i> <i>The crayons are in the lunch bag.</i> <i>The black pencil sharpener is under a desk.</i> <i>The blue backpack is behind the door.</i></p>

I: Individual, **G:** Groups, **R:** Rows, **P:** Pairs, **W:** Whole class, **C:** Circle **Hmwk:** Homework
L: Listening, **S:** Speaking, **R:** Reading
VL: Verbal Linguistic, **Inter:** Interpersonal, **Intra:** Intrapersonal, **LM:** Logical Mathematical,
VS: Visual Spatial, **N:** Naturalistic, **B:** Bodily, **M:** Musical

	
<p>Classroom dance</p>	<p>Function: identifying colors, shapes, prepositions, & school items</p> <p>Content: school items, colors, prepositions</p> <p>Seating arrangement: I</p> <p>Skills: L</p> <p>MI: Intra, VL, VS</p> <p>Time: 15'</p> <p>Materials: CPU</p> <p>Procedure:</p> <ol style="list-style-type: none"> 1. Ask them to click on the speaker icon on the left to listen to the instructions. 2. Tell the students that they are going to color the objects they hear. 3. They will hear the following sentences: <p><i>Color the backpack blue.</i></p> <p><i>Color the pen red.</i></p> <p><i>Color the desk next to the door brown.</i></p> <p><i>Color the teacher's hair red.</i></p> <p><i>Color the book that is under the bookshelf gray.</i></p> <p><i>Color the clock on the back of the room yellow.</i></p> <p><i>Color the scissor in the teacher's drawer black.</i></p> <p><i>Color the notebooks on the teacher's desk purple.</i></p> <p><i>Color the books in the bookshelf orange.</i></p> <p><i>Color the chair that is by the window pink.</i></p> <p><i>Color the recycle bin green.</i></p>

I: Individual, **G:** Groups, **R:** Rows, **P:** Pairs, **W:** Whole class, **C:** Circle **Hmwk:** Homework
L: Listening, **S:** Speaking, **R:** Reading
VL: Verbal Linguistic, **Inter:** Interpersonal, **Intra:** Intrapersonal, **LM:** Logical Mathematical,
VS: Visual Spatial, **N:** Naturalistic, **B:** Bodily, **M:** Musical



I: Individual, **G:** Groups, **R:** Rows, **P:** Pairs, **W:** Whole class, **C:** Circle **Hmwk:** Homework
L: Listening, **S:** Speaking, **R:** Reading
VL: Verbal Linguistic, **Inter:** Interpersonal, **Intra:** Intrapersonal, **LM:** Logical Mathematical,
VS: Visual Spatial, **N:** Naturalistic, **B:** Bodily, **M:** Musical