


TEACHER'S GUIDE
UNIT ONE: SOCIALIZING

Contents: greetings, introductions, and leave-takings; days of the week, and weather conditions; basic classroom language.


Transversal theme: Human Rights Ed.

Functions:

1. exchanging greetings, introductions and leave takings.
2. recognizing the importance of speaking English
3. distinguishing days of the week, months of the year, and weather conditions.
4. asking for and giving information
5. responding physically to commands

 <p>Week Days</p>	<p>Days of the Week Song</p> <p>Function: Identifying days of the week Content: days of the week Seating arrangement: I Skills: L MI: Intra, VL,VS, M Time: 5' Materials: 1 Computer per student.</p> <p>Procedure:</p> <ol style="list-style-type: none">1. Review days of the week and weather conditions.2. Tell students that they are going to listen to a song about the days of the week.3. Instruct them to listen to the different pictures while the song is playing <p>It's cold today, come in and play It's windy and gray on this rainy day It's cold, it's cloudy, so cold today We'll stay inside to play It's hot today, come out and play We'll jump and we'll run On this sunny day It's hot, it's sunny, so hot today We'll drink cold lemonade</p>
--	---


I: Individual, **G:** Groups, **R:** Rows, **P:** Pairs, **W:** Whole class, **C:** Circle **Hmwk:** Homework
L: Listening, **S:** Speaking, **R:** Reading
VL: Verbal Linguistic, **Inter:** Interpersonal, **Intra:** Intrapersonal, **LM:** Logical Mathematical,
VS: Visual Spatial, **N:** Naturalistic, **B:** Bodily, **M:** Musical

	
<p>Days of the Week</p>	<p>Function: Identifying days of the week and weather conditions Content: days of the week, weather conditions such as hot, windy, cloudy, rainy, warm, and sunny Seating arrangement: I Skills: L MI: Intra, VL, VS Time: 10' Materials: CPU</p> <p>Procedure:</p> <ol style="list-style-type: none"> 1. Have the students click on the speaker icon to listen to the instructions. 2. Then they click on the pictures and listen to the following sentences: On Monday, the weather is hot. On Tuesday, the weather is windy. On Wednesday, the weather is cloudy. On Thursday, the weather is rainy. On Friday, the weather is warm. On Saturday, the weather is cloudy. On Sunday, the weather is sunny. 3. Ask them to repeat each sentence as they hear them.


I: Individual, **G:** Groups, **R:** Rows, **P:** Pairs, **W:** Whole class, **C:** Circle **Hmwk:** Homework
L: Listening, **S:** Speaking, **R:** Reading
VL: Verbal Linguistic, **Inter:** Interpersonal, **Intra:** Intrapersonal, **LM:** Logical Mathematical,
VS: Visual Spatial, **N:** Naturalistic, **B:** Bodily, **M:** Musical

<p>Atmospheric Conditions</p>	<p>Function: Identifying days of the week and weather conditions Content: days of the week, weather conditions such as hot, windy, cloudy, rainy, warm, and sunny Seating arrangement: I Skills: L MI: Intra, VL, M Time: 10' Materials: CPU</p> <p>Procedure:</p> <ol style="list-style-type: none"> 1. Tell the students they are going to review days of the week and weather conditions. 2. Instruct them to click on the speaker icon to listen to the instructions. 3. They need to listen to the sentences about the weather conditions. 4. They must punch the indicated weather condition balloon. 5. They will listen to the following sentences. <p>Today is rainy. Punch the rainy balloon. It's cold outside. Punch the cold balloon. It's a sunny day. Punch the sunny balloon. Today is windy. Punch the windy balloon. Friday is cloudy. Punch the cloudy balloon. It's hot in Puntarenas. Punch the hot balloon.</p>

I: Individual, **G:** Groups, **R:** Rows, **P:** Pairs, **W:** Whole class, **C:** Circle **Hmwk:** Homework
L: Listening, **S:** Speaking, **R:** Reading
VL: Verbal Linguistic, **Inter:** Interpersonal, **Intra:** Intrapersonal, **LM:** Logical Mathematical,
VS: Visual Spatial, **N:** Naturalistic, **B:** Bodily, **M:** Musical

	
<p>Daily activities</p>	<p>Seating arrangement: I Skills: L MI: Intra, VL, VS Time: 15' Materials: CPU</p> <p>Procedure</p> <ol style="list-style-type: none"> 1. Tell the students they are going to listen to a story about the different activities a girl likes to do depending on the weather. 2. Ask them to click on the speaker icon to listen to the instructions. 3. They need to listen to the story below and drag the pictures in the order they hear them. <p>Jessie loves to do different activities depending on the weather. On a rainy day, she loves to step on puddles. On a hot day, she loves to swim. But, on very cold days, she loves to play board games. On a cloudy day, she loves reading a book</p>

I: Individual, **G:** Groups, **R:** Rows, **P:** Pairs, **W:** Whole class, **C:** Circle **Hmwk:** Homework
L: Listening, **S:** Speaking, **R:** Reading
VL: Verbal Linguistic, **Inter:** Interpersonal, **Intra:** Intrapersonal, **LM:** Logical Mathematical,
VS: Visual Spatial, **N:** Naturalistic, **B:** Bodily, **M:** Musical

	
The Weather Report	<p>Seating arrangement: I Skills: L MI: Intra, VL, VS Time: 10' Materials: CPU</p> <p>Procedure:</p> <ol style="list-style-type: none">1. Instruct them to click on the speaker icon on the right to listen to instructions.2. Tell them they are going to listen to sentences, and click on the picture required.3. If they click on the wrong picture, the hanging starts.4. They are going to listen to the following sentences: On Monday, the weather is sunny. Click on the sunny picture. On Tuesday, the weather is rainy. Click on the rainy picture. On Wednesday, the weather is cold. Click on the cold picture. On Thursday, the weather is cloudy. Click on the cloudy picture. On Friday, the weather is windy. Click on the windy picture. On Saturday, the weather is sunny. Click on the sunny picture.

I: Individual, **G:** Groups, **R:** Rows, **P:** Pairs, **W:** Whole class, **C:** Circle **Hmwk:** Homework
L: Listening, **S:** Speaking, **R:** Reading
VL: Verbal Linguistic, **Inter:** Interpersonal, **Intra:** Intrapersonal, **LM:** Logical Mathematical,
VS: Visual Spatial, **N:** Naturalistic, **B:** Bodily, **M:** Musical

TEACHER'S GUIDE
UNIT ONE

<p>The Weather</p>	<p>Twister Seating arrangement: I Skills: L MI: Intra, VL, VS Time: 15' Materials: CPU</p> <p><u>Procedure:</u></p> <ol style="list-style-type: none">1. Tell them they are going to play virtual twister.2. They need click on the spinner to listen to commands.3. Then, they use the virtual boy/girl's hand or foot to play.4. They listen to the following commands: <p>Put your right hand on a cloudy day. Put your left foot on a rainy day. Put your right hand on a hot day. Put your left hand on a windy day. Put your right foot on a cold day. Put your left foot on a sunny day. Put your right hand on a rainy day. Put your left foot on a cloudy day. Put your left hand on a hot day. Put your right foot on a sunny day.</p>
---------------------------	--

I: Individual, **G:** Groups, **R:** Rows, **P:** Pairs, **W:** Whole class, **C:** Circle **Hmwk:** Homework
L: Listening, **S:** Speaking, **R:** Reading
VL: Verbal Linguistic, **Inter:** Interpersonal, **Intra:** Intrapersonal, **LM:** Logical Mathematical,
VS: Visual Spatial, **N:** Naturalistic, **B:** Bodily, **M:** Musical