




TEACHERS' GUIDE
UNIT THREE: MY FAMILY

Contents: greetings, introductions, and leave-takings; days of the week, and weather conditions; basic classroom language.


Transversal theme: Human Rights Ed.

Functions:


1. asking for and giving information
2. expressing feelings related to family members
3. reporting about family activities
4. distinguishing family members

<p>Family Tree Song</p>	<p>Family Tree Song Function: Identifying family members Content: family members Seating arrangement: I Skills: L MI: Intra, VL, VS, M Time: 5' Materials: 1 Computer per student. Procedure:</p> <ol style="list-style-type: none">1. Review family members.2. Tell students that they are going to listen to a song about family members.3. Instruct them to watch the different pictures while the song is playing <p>Many, many years ago My grandpa met my grandma And she was such a pretty girl He married her one day.</p> 
-------------------------	--

I: Individual, **G:** Groups, **R:** Rows, **P:** Pairs, **W:** Whole class, **C:** Circle **Hmwk:** Homework
L: Listening, **S:** Speaking, **R:** Reading
VL: Verbal Linguistic, **Inter:** Interpersonal, **Intra:** Intrapersonal, **LM:** Logical Mathematical,
VS: Visual Spatial, **N:** Naturalistic, **B:** Bodily, **M:** Musical

<p>Feelings</p>	<p>Function: Identifying feelings Content: feelings: angry, bored, excited, frustrated, tired, sad, scared, surprised, worried, fine, great, okay Seating arrangement: I Skills: L MI: Intra, VL, VS Time: 10' Materials: CPU</p> <p>Procedure:</p> <ol style="list-style-type: none"> 1. Have the students click on the speaker icon to listen to the instructions. 2. Then they click on the pictures to listen to the following words in context.: <p>Angry—My friend Mike is angry . Bored—I am so bored today. Sick—My mom got sick yesterday. Excited—I am excited today. Yooheoo!!! Frustrated—Mark can't play soccer. He is frustrated. Happy—Mom has a new car. She is very happy. Sad—Charlie lost his favorite toy. He is sad. Scared—I saw a horror movie. Now I am scared. Surprised—We are planning a birthday party for John. He will be surprised. Tired—Mary played soccer all day long. She is tired. Worried—I have a science test. I am worried. Fine—Hey! How are you? Fine, just fine. Great—Hellen got a hundred in Math. She feels great. Okay—Do you want to go to the playground with me. Okay!!</p> 
-----------------	--

I: Individual, **G:** Groups, **R:** Rows, **P:** Pairs, **W:** Whole class, **C:** Circle **Hmwk:** Homework
L: Listening, **S:** Speaking, **R:** Reading
VL: Verbal Linguistic, **Inter:** Interpersonal, **Intra:** Intrapersonal, **LM:** Logical Mathematical,
VS: Visual Spatial, **N:** Naturalistic, **B:** Bodily, **M:** Musical

Conversation	<p>Function: understanding simple sentences in a normal setting—a dialogue Content: : feelings: angry, bored, excited, frustrated, tired, sad, scared, surprised, worried, fine, great, okay Seating arrangement: I Skills: L MI: Intra, VL, VS Time: 10' Materials: CPU</p> <p>Procedure:</p> <ol style="list-style-type: none">1. Tell the students they are going to listen to a conversation between Pablo and Ericka.2. Instruct them to click on the speaker icon to listen to the instructions.3. Then they need to click on Ericka and Pablo to listen to the following dialogue : <p>Ericka: Hi Pablo! Pablo: Hey Ericka! How are you? E: Fine thank you! Would you like to play with me? P: No, I can't. I have to go home because my mom is sad. E: Why? P: She has a headache. E: My father is sad too. He broke his leg. P: I am sorry. E: But, my father is also angry. P: Why? E: Because he cannot go to the soccer game with us. P: My mom is tired because she can't sleep well. E: Oh well, maybe we can play next week. P: Cool! I am excited. E: Ok see you! P: Bye Ericka.</p> 
--------------	---

I: Individual, **G:** Groups, **R:** Rows, **P:** Pairs, **W:** Whole class, **C:** Circle **Hmwk:** Homework
L: Listening, **S:** Speaking, **R:** Reading
VL: Verbal Linguistic, **Inter:** Interpersonal, **Intra:** Intrapersonal, **LM:** Logical Mathematical,
VS: Visual Spatial, **N:** Naturalistic, **B:** Bodily, **M:** Musical

--	--

I: Individual, **G:** Groups, **R:** Rows, **P:** Pairs, **W:** Whole class, **C:** Circle **Hmwk:** Homework
L: Listening, **S:** Speaking, **R:** Reading
VL: Verbal Linguistic, **Inter:** Interpersonal, **Intra:** Intrapersonal, **LM:** Logical Mathematical,
VS: Visual Spatial, **N:** Naturalistic, **B:** Bodily, **M:** Musical

Get the picture?

Function: identifying important information from sentences in order to answer questions
Content: : feelings: angry, bored, excited, frustrated, tired, sad, scared, surprised, worried, fine, great, okay, sister, grandpa, mother, brother

Seating arrangement: I

Skills: L

MI: Intra, VL, VS

Time: 15'

Materials: CPU

Procedure

1. Tell the students they are going to listen to different sentences and questions about how family members feel.
2. Ask them to click on the speaker icon to listen to the instructions.
3. They need to click on the second speaker icon to listen to the following sentences:
Sentence 1

My sister Camilla is sick today. How does my sister feel today?

Sentence 2

My grandpa is tired today. How does grandpa feel today?

Sentence 3


My mother is happy today. How does my mother feel?

Sentence 4

My brother is scared. How does my brother feel?

Sentence 5

I am excited. How do I feel?



I: Individual, **G:** Groups, **R:** Rows, **P:** Pairs, **W:** Whole class, **C:** Circle **Hmwk:** Homework
L: Listening, **S:** Speaking, **R:** Reading
VL: Verbal Linguistic, **Inter:** Interpersonal, **Intra:** Intrapersonal, **LM:** Logical Mathematical,
VS: Visual Spatial, **N:** Naturalistic, **B:** Bodily, **M:** Musical

Feelings and
Family Board
Game

Function: reviewing feelings and family members

Content: : Angry, bored, sick, excited, frustrated, happy, sad, scared, surprised, tired, worried, angry, fine, great, and okay.

Mother, Father, sister, brother, grandma, grandpa, baby brother, baby sister.

Seating arrangement: I

Skills: L

MI: Intra, VL, VS

Time: 15'

Materials: CPU

Procedure:

1. Instruct them to click on the speaker icon on the left to listen to instructions.
2. Tell them they are going to roll the die and listen to the feeling word.
3. Then they have to move the chip to the corresponding picture.



I: Individual, **G:** Groups, **R:** Rows, **P:** Pairs, **W:** Whole class, **C:** Circle **Hmwk:** Homework
L: Listening, **S:** Speaking, **R:** Reading
VL: Verbal Linguistic, **Inter:** Interpersonal, **Intra:** Intrapersonal, **LM:** Logical Mathematical,
VS: Visual Spatial, **N:** Naturalistic, **B:** Bodily, **M:** Musical

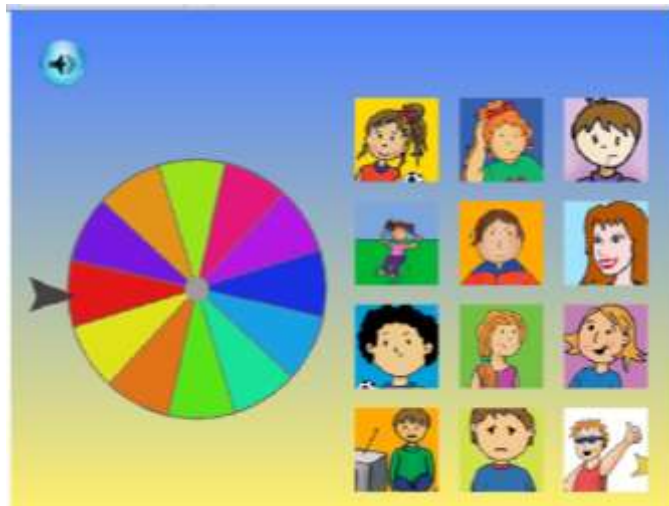
TEACHERS' GUIDE
UNIT THREE: MY FAMILY

Roulette

Function: distinguishing feelings and family members
Content: : Angry, bored, sick, excited, frustrated, happy, sad, scared, surprised, tired, worried, angry, fine, great, and okay.
Mother, Father, sister, brother, grandma, grandpa, baby brother, baby sister.
Seating arrangement: I
Skills: L
MI: Intra, VL, VS
Time: 15'
Materials: CPU

Procedure:

1. Tell them they are going to play roulette.
2. They need click on the speaker icon to listen to the instructions.
3. Then, they click on the spinner, listen to the word and choose the corresponding picture before time is up.



I: Individual, **G:** Groups, **R:** Rows, **P:** Pairs, **W:** Whole class, **C:** Circle **Hmwk:** Homework
L: Listening, **S:** Speaking, **R:** Reading
VL: Verbal Linguistic, **Inter:** Interpersonal, **Intra:** Intrapersonal, **LM:** Logical Mathematical,
VS: Visual Spatial, **N:** Naturalistic, **B:** Bodily, **M:** Musical