



TEACHERS' GUIDE


UNIT SIX: MY COMMUNITY

Contents: goods and services, means of transportation, basic traffic signs


Transversal theme: Human Rights Ed.

Functions:

1. identifying goods and services
2. locating community services
3. describing means of transportation
4. describing basic traffic signs

<p>“The Wheels of the Bus”</p>	<p>Function: getting acquainted with means of transportation Content: wheels, bus, round, horn, wipes, bell Seating arrangement: I Skills: L MI: Intra, VL, VS, M Time: 3' Materials: 1 Computer per student. Procedure:</p> <ol style="list-style-type: none">1. Review means of transportation2. Tell the students that they are going to watch a video of a song about the bus.3. Tell them to click on the speaker icon to listen to the instructions.4. Instruct them to watch the video 
---	--

I: Individual, **G:** Groups, **R:** Rows, **P:** Pairs, **W:** Whole class, **C:** Circle **Hmwk:** Homework
L: Listening, **S:** Speaking, **R:** Reading
VL: Verbal Linguistic, **Inter:** Interpersonal, **Intra:** Intrapersonal, **LM:** Logical Mathematical,
VS: Visual Spatial, **N:** Naturalistic, **B:** Bodily, **M:** Musical

Memory game	<p><i>Memory game on occupations</i> Function: identifying occupations Content: garbage collector, police officer, engineer, athlete, ballet dancers Seating arrangement: I Skills: L MI: Intra, VL, VS Time: 5' Materials: CPU</p> <p><u>Procedure:</u></p> <ol style="list-style-type: none">1. Review with the students different occupations.2. Tell them they are going to play a memory game about occupations.3. Have the students click on the speaker icon to listen to the instructions.4. Then they flip the cards to find the matching pictures.  A screenshot of a digital memory game interface. It features a 2x5 grid of orange square cards. The top-left card is flipped, showing a photograph of a person in a blue uniform and a hat, likely a police officer. The other nine cards are face-down. In the bottom-left corner of the interface, there is a small blue circular speaker icon with sound waves, indicating audio instructions.

I: Individual, **G:** Groups, **R:** Rows, **P:** Pairs, **W:** Whole class, **C:** Circle **Hmwk:** Homework
L: Listening, **S:** Speaking, **R:** Reading
VL: Verbal Linguistic, **Inter:** Interpersonal, **Intra:** Intrapersonal, **LM:** Logical Mathematical,
VS: Visual Spatial, **N:** Naturalistic, **B:** Bodily, **M:** Musical

Me in the future!

Function: identifying new language related to job paraphernalia

Content: police pants, police shirt, firefighter hat, firefighter pants, firefighter boots, doctor's scrub, tutu, slippers, leggings, tiara, jacket, skirt, safety vest, lawyer suit, pants, chef hat, chef uniform

Seating arrangement: I

Skills: L

MI: Intra, VL, VS

Time: 10'

Materials: CPU

Procedure:

1. Tell students that they are going to practice some vocabulary on occupations.
2. Instruct them to click on the speaker icon to listen to the instructions.
3. On the screen, the students will have two silhouettes—one of a girl and one of a boy. They choose one.
4. Then they will have to click on the different arrows on both sides of the screen to dress the chosen silhouette with different job paraphernalia at the same time they listen to the corresponding word.



I: Individual, **G:** Groups, **R:** Rows, **P:** Pairs, **W:** Whole class, **C:** Circle **Hmwk:** Homework
L: Listening, **S:** Speaking, **R:** Reading
VL: Verbal Linguistic, **Inter:** Interpersonal, **Intra:** Intrapersonal, **LM:** Logical Mathematical,
VS: Visual Spatial, **N:** Naturalistic, **B:** Bodily, **M:** Musical

<p>My Community</p>	<p>Function: locating community services Content: the fire department, the school, the doctor's office, the library, the book store, the bank, the restaurant, the department store, the city hall, the amusement park, the police department, the post office Seating arrangement: I Skills: L MI: Intra, VL, VS Time: 15' Materials: CPU</p> <p>Procedure</p> <ol style="list-style-type: none"> 1. Tell the students they are going to locate different community services. 2. Ask them to click on the speaker icon to listen to the instructions. 3. Students are given a community layout with a family. Every member of the family has a special need. They need to click on each family member to listen to where each one of them needs to go. Then, they need to click on the place they need to go. For example, they are going to listen to these sentences: <p>I ate a lot of cake. Now I have a stomachache. Where do I need to go? The fire department, the school, the doctor's office.</p> <p>I would like to read some books. My friend Netty told me that The new Harry Potter book is on sale. Where can I buy it? School, Library, book store</p> <p>I start work very early, but before going to my office I need to cash a check because I have no money. Where do I go? The bank, the restaurant, the department store.</p> <p>I love to listen to music. I heard that the latest Jonas Brothers' CD has a 50% discount. Where can I buy it? The Library, The City Hall, a store</p> <p>We are on vacation. We are very excited because Mom and Dad promised to take us to a fun place in the city. Where do you think they will take us? Amusement Park, police department, post office.</p>
----------------------------	--

I: Individual, **G:** Groups, **R:** Rows, **P:** Pairs, **W:** Whole class, **C:** Circle **Hmwk:** Homework
L: Listening, **S:** Speaking, **R:** Reading
VL: Verbal Linguistic, **Inter:** Interpersonal, **Intra:** Intrapersonal, **LM:** Logical Mathematical,
VS: Visual Spatial, **N:** Naturalistic, **B:** Bodily, **M:** Musical



Matching Exercise

Function: identifying different occupations and their descriptions

Content: a plumber, an artist, a chef, an architect, a hairdresser, a nurse, a farmer, an astronomer, a butcher, an actor

Seating arrangement: I

Skills: L

MI: Intra, VL, VS

Time: 15'

Materials: CPU

Procedure:

1. Instruct them to click on the speaker icon on the left to listen to instructions.
2. Tell them they are going to match the job description on the left to its corresponding picture on the right.
3. Students will listen to the following information:

I fix and repair water fixtures. I am a plumber.

I draw and paint landscapes. I am an artist.

I am a person who cooks food in a restaurant. I am a chef.

I design buildings and houses. I am an architect.

I cut and style hair. I am a hairdresser.

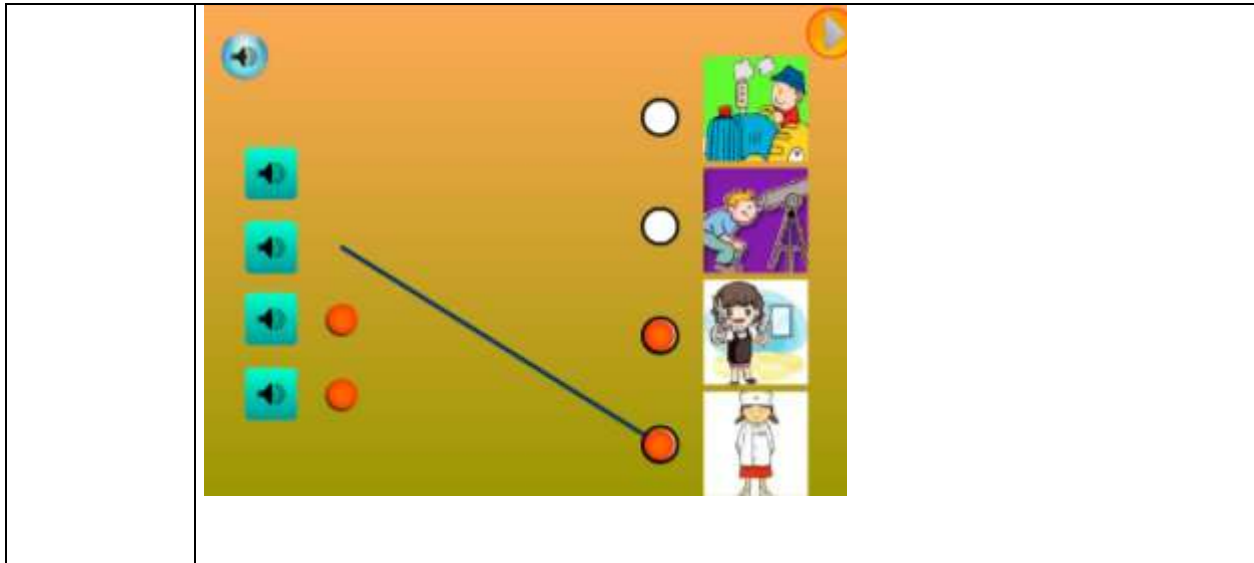
I take care of patients. I am a nurse.

I plant seeds and vegetables. I am a farmer.

I study satellites and the sky. I am an astronomer.

I prepare meat to be sold. I am a butcher.

I act in plays and movies. I am an actor.



I: Individual, **G:** Groups, **R:** Rows, **P:** Pairs, **W:** Whole class, **C:** Circle **Hmwk:** Homework
L: Listening, **S:** Speaking, **R:** Reading
VL: Verbal Linguistic, **Inter:** Interpersonal, **Intra:** Intrapersonal, **LM:** Logical Mathematical,
VS: Visual Spatial, **N:** Naturalistic, **B:** Bodily, **M:** Musical

TEACHERS' GUIDE
UNIT SIX: MY COMMUNITY

**Community Helpers
Maze**

Function: identifying community helpers

Content: a doctor, an electrician, a dentist, a veterinarian, a fire attendant, a farmer

Seating arrangement: I

Skills: L

MI: Intra, VL, VS

Time: 10'

Materials: CPU

Procedure:

1. Tell students they will be given a community helpers maze.
2. They will listen to a job description and color the path that leads to each person.



I: Individual, **G:** Groups, **R:** Rows, **P:** Pairs, **W:** Whole class, **C:** Circle **Hmwk:** Homework
L: Listening, **S:** Speaking, **R:** Reading
VL: Verbal Linguistic, **Inter:** Interpersonal, **Intra:** Intrapersonal, **LM:** Logical Mathematical,
VS: Visual Spatial, **N:** Naturalistic, **B:** Bodily, **M:** Musical