

TEACHER'S GUIDE



UNIT FOUR: MY PREFERENCES

Contents: Expressing personal opinions about: tableware and manners, farm animals, storybooks, hobbies and leisure activities, modern games, identification and description of different articles of clothing.


Transversal theme: Human Rights Ed.

Functions:

1. Recognizing foods and beverages.
2. Identifying domestic and farm animals.
3. Understanding information from different stories.
4. Describing different types of items.

 <p>Activity Warm-up</p>	<p>Find someone who! Function: Expressing likes and dislikes. Content: Different activities that kids like to do. Seating arrangement: I Skills: L MI: VL, Intra, VS, LM Time: 10' Materials: 1 Computer per student. Procedure:</p> <ol style="list-style-type: none"> 1. Have students click on the speaker icon to listen to the instructions. They will hear “ Click on the find someone who icon and put a check on the square. 2. Tell students that they are going to play a game called find someone who! 3. Tell the students to click on each picture first to learn what each kid likes to do. 4. Tell the students to click on the question mark icon to listen to the question, and to click on the correct square to answer. 5. Click on the forward arrow to continue to the next question. <div style="display: flex; justify-content: space-between; align-items: flex-start;"> <div data-bbox="365 1333 990 1806" style="width: 45%;">  </div> <div data-bbox="1015 1333 1461 1806" style="width: 45%;"> <p>Script Find someone who likes to play basketball. Find someone who likes to wear jeans. Find someone who likes to read legends like <i>The Crying Lady</i>. Find someone who likes to roller skate. Find someone who likes to play video games. Find someone who likes to play wii fit. Find someone who likes to wear sneakers. Find someone who likes to wear heelys. Find someone who likes to play freeze tag.</p> </div> </div>
---	--

I: Individual, **G:** Groups, **R:** Rows, **P:** Pairs, **W:** Whole class, **C:** Circle **Hmwk:** Homework
L: Listening, **S:** Speaking, **R:** Reading
VL: Verbal Linguistic, **Inter:** Interpersonal, **Intra:** Intrapersonal, **LM:** Logical Mathematical,
VS: Visual Spatial, **N:** Naturalistic, **B:** Bodily, **M:** Musical

	<p>Find someone who likes to play yoyo.</p> <p>I love to play yoyo. I really like to wear sneakers. I love to wear jeans on Saturdays. On Sundays, I usually read legends. My mother and I play video games on weekends. My friend Mark and I enjoy playing freeze tag. I like to play basketball with my school friends. I like to wear heelys; it's fun. My favorite activity is to play wii fit. I roller skate since I was five years old.</p>
<p>Vocabulary</p>	<p>Crossword puzzle Function: Identifying general vocabulary. Content: horse, rooster, pig, hen, chicks, hamster, fish, dog, cat, turtle, rabbit, strawberries, ice cream, hamburger, steak, French fries, hot dog, avocado, cheese, milk, sandwich, ham, eggs, bread, jelly, rice, beans, potato, tomato, lettuce, swim, soccer, basketball, tennis, video games, volleyball, karate, ping pong, aerobics, sneakers, heelys, skate, basketball, freeze tag, helmet, tutu, slippers, tights, tennis shoes, swim suit, pajamas, jacket, raincoat, boots Seating arrangement: I Skills: L MI: Intra, VL, VS, LM Time: 10' Materials: CPU</p> <p>Procedure:</p> <ol style="list-style-type: none"> 1. Have the students click on the speaker icon to listen to the instructions. "Find the words in the crossword puzzle given." 2. Once they find a word, the picture of the word pops out, and they hear the word 3. Have the students play and find the words.  <p>The screenshot shows a crossword puzzle grid with a speaker icon in the top left. To the right of the grid is a list of words: horse, milk, rooster, sandwich, pig, ham, hen, eggs, chicks, bread, jelly, hamster, fish, rice, dog, beans, cat, potato, turtle, tomato, rabbit, reduce, strawberries, swim, ice cream, soccer, hamburger, basketball, french fries, video games, hot dog, volleyball, avocado, karate, cheese, ping pong, aerobics, freeze tag, sneakers, helmet, heelys, tutu, skate, slippers, tennis shoes, jacket, swim suit, raincoat, pajamas, boots.</p>

I: Individual, **G:** Groups, **R:** Rows, **P:** Pairs, **W:** Whole class, **C:** Circle **Hmwk:** Homework
L: Listening, **S:** Speaking, **R:** Reading

VL: Verbal Linguistic, **Inter:** Interpersonal, **Intra:** Intrapersonal, **LM:** Logical Mathematical,
VS: Visual Spatial, **N:** Naturalistic, **B:** Bodily, **M:** Musical

TEACHER'S GUIDE
 UNIT FOUR

Pre-listening



Pre-listening

Phonemic awareness

Function: Identifying different sounds of words.

Content: Vocabulary: Soccer, swim, strawberries, fries, sneakers, aerobics, heelys, hamster, horse, French fries, ham, tights, helmet, cheese, Lettuce, turtle, tomato, tennis, tutu, rabbit, boots, potato, ping pong, slippers, pajamas, pig, potato, steak, rice, rooster, raincoat, rabbit, freeze, karate, soccer, strawberries.

Seating arrangement: I

Skills: L


MI: Intra, VL, LM, VS

Time: 15'

Materials: CPU

Procedure:

1. Have the students click on the speaker icon to listen to the instructions.
2. Listen to the instructions and drag the words to the center box.
3. Click on the forward arrow to go on to the next question.
4. Have students complete all five questions.



Script: Drag the words that start with the s sound

Soccer, swim, strawberries, fries, sneakers, aerobics, heelys

Drag the words that start with the h sound

Hamster, horse, French fries, ham, tights, helmet, cheese

Drag the words that start with the t sound

Lettuce, turtle, tomato, tennis, tutu, rabbit, boots, potato

Drag the words that start with the p sound


Ping pong, slippers, pajamas, pig, potato, steak,

Drag the words that start with the r sound

Rice, rooster, raincoat, rabbit, freeze, karate, soccer, strawberries

I: Individual, **G:** Groups, **R:** Rows, **P:** Pairs, **W:** Whole class, **C:** Circle **Hmwk:** Homework
L: Listening, **S:** Speaking, **R:** Reading
VL: Verbal Linguistic, **Inter:** Interpersonal, **Intra:** Intrapersonal, **LM:** Logical Mathematical,
VS: Visual Spatial, **N:** Naturalistic, **B:** Bodily, **M:** Musical

While-listening



While-Listening

Detective Search

Function: Learning about different types of leisure activities.

Content: Leisure activities vocabulary: hen and chicks, horse, piglets, aquarium, swimming in the ocean, sun bathing, water sliding, basketball, soccer, sunny, cold and cloudy, rainy.

Seating arrangement: I

Skills: L

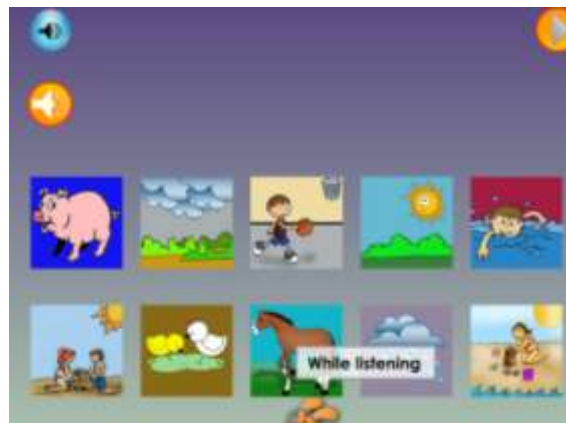
MI: Intra, VL, VS, LM

Time: 15'

Materials: CPU

Procedure:

1. The students are given a set of pictures of different leisure activities. They click on the speaker icon and listen to the description of an activity. Then, they have to click on the corresponding activity.
2. Have students click on the speaker icon to listen to the instructions.
3. Tell the students to click on the orange speaker to listen to the description of the leisure and the question.
4. Have students answer the question by clicking on the correct picture.



Script:

Listen to the description of the leisure activity. Then, click on the corresponding picture to find out what it is.

Rita and Peter love to go to Panaca to learn about different domestic animals. They like to see the hen with all the chicks following her. But what they like the most is the horse.

What do they like the best?

Laura goes to Puntarenas on vacation. Her parents take her to different places such as the aquarium to see beautiful colorful fish. However, her favorite activity is to swim in the ocean.

What is her favorite activity?

Last month, my classmates and I had a field trip to Aquamania. We had a terrific time water sliding. We also played basketball and soccer. But we didn't like the weather because it was cold and cloudy.

What did they dislike about their field trip?

I: Individual, **G:** Groups, **R:** Rows, **P:** Pairs, **W:** Whole class, **C:** Circle **Hmwk:** Homework

L: Listening, **S:** Speaking, **R:** Reading

VL: Verbal Linguistic, **Inter:** Interpersonal, **Intra:** Intrapersonal, **LM:** Logical Mathematical,

VS: Visual Spatial, **N:** Naturalistic, **B:** Bodily, **M:** Musical

Post-listening



Listening

Bingo against the computer

Function: Reviewing the vocabulary they have learned.

Content: General vocabulary: horse, rooster, pig, hen, chicks, hamster, fish, dog, cat, turtle, rabbit, strawberries, ice cream, hamburger, steak, French fries, hot dog, avocado, cheese, milk, sandwich, ham, eggs, bread, jelly, rice, beans, potato, tomato, lettuce, swim, soccer, basketball, tennis, video games, volleyball, karate, ping pong, aerobics, sneakers, heels, skate, basketball, freeze tag, helmet, tutu, slippers, tights, tennis shoes, swim suit, pajamas, jacket, raincoat, boots

Seating arrangement: I

Skills: L

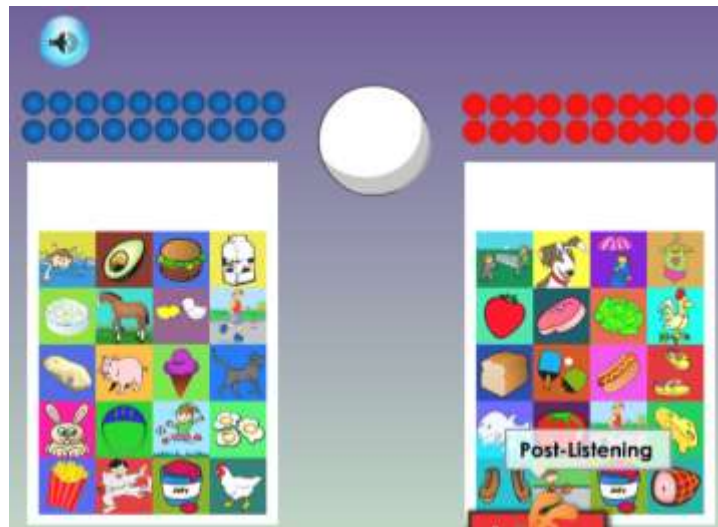
MI: Intra, VL, VS, LM

Time: 5'

Materials: CPU


Procedure:

1. Have the students click on the speaker icon to listen to the instructions. They will hear: "Choose a bingo chart, click on the ball and drag the chips to the corresponding picture."
2. Tell the students that they are going to play bingo against the computer.
3. Tell students to start playing by clicking the ball in the center and then dragging the chip to the corresponding picture.



I: Individual, **G:** Groups, **R:** Rows, **P:** Pairs, **W:** Whole class, **C:** Circle **Hmwk:** Homework
L: Listening, **S:** Speaking, **R:** Reading
VL: Verbal Linguistic, **Inter:** Interpersonal, **Intra:** Intrapersonal, **LM:** Logical Mathematical,
VS: Visual Spatial, **N:** Naturalistic, **B:** Bodily, **M:** Musical

Practice



Practice: Spelling Bee!

Specific objective: Spelling correctly general vocabulary.

Content: horse, rooster, pig, hen, chicks, hamster, fish, dog, cat, turtle, rabbit, strawberries, ice cream, hamburger, steak, French fries, hot dog, avocado, cheese, milk, sandwich, ham, eggs, bread, jelly, rice, beans, potato, tomato, lettuce, swim, soccer, basketball, tennis, video games, volleyball, karate, ping pong, aerobics, sneakers, heelys, skate, basketball, freeze tag, helmet, tutu, slippers, tights, tennis shoes, swim suit, pajamas, jacket, raincoat, boots.

Seating arrangement: I

Skills: L

MI: Intra, VL, VS, LM, N

Time: 5'

Materials: CPU

Procedure:

1. Have the students click on the speaker icon to listen to the instructions.
2. Tell the students that they are going to review the vocabulary by playing spelling bee.
3. Students have to drag the letters to the boxes to spell the correct word according to the picture shown.



I: Individual, **G:** Groups, **R:** Rows, **P:** Pairs, **W:** Whole class, **C:** Circle **Hmwk:** Homework
L: Listening, **S:** Speaking, **R:** Reading
VL: Verbal Linguistic, **Inter:** Interpersonal, **Intra:** Intrapersonal, **LM:** Logical Mathematical,
VS: Visual Spatial, **N:** Naturalistic, **B:** Bodily, **M:** Musical