

**TEACHER'S GUIDE**



**UNIT FIVE: MY SCHOOL COMMUNITY**

**Contents:** Participating in conversations about, school activities, subject matter and school duties, sports, arts, and games, schedule and ways of telling time


**Transversal theme:** Human Rights Ed.

**Functions:**

1. Identifying and describing school activities.
2. Expressing likes and dislikes



 <p><b>Activity</b> <b>Warm-up</b></p>	<p><b>Charades</b>  <b>Function:</b> Learning different activities, school and leisure.  <b>Content:</b> Different activities that kids like to do: doing homework, reading a book, throwing the ball, standing up, telling the time, studying for a test, cleaning the classroom, behaving well in school, playing the guitar, playing soccer, painting a landscape.  <b>Seating arrangement:</b> I  <b>Skills:</b> L  <b>MI:</b> VL, Intra, VS  <b>Time:</b> 5'  <b>Materials:</b> 1 Computer per student.  <b>Procedure:</b></p> <ol style="list-style-type: none"> <li>1. Have students click on the speaker icon to listen to the instructions. They will hear “ Look at the kids playing charades.”</li> <li>2. Have the kids look at the picture, then click on the yellow speaker icon to listen to what the kids are doing.</li> <li>3. Click on the forward arrow to listen to the next charade.</li> </ol> <div style="display: flex; justify-content: space-between; align-items: flex-start;"> <div data-bbox="365 1270 1015 1753" style="text-align: center;">  </div> <div data-bbox="1031 1270 1461 1753" style="padding-left: 20px;"> <p><b>Script:</b>                  Doing homework.                  Reading a book.                  Throwing the ball.                  Standing up.                  Telling the time.                  Studying for a test.                  Cleaning the classroom.                  Behaving well in school.                  Playing the guitar.                  Playing soccer.                  Painting a landscape.</p> </div> </div>
---	---

**I:** Individual, **G:** Groups, **R:** Rows, **P:** Pairs, **W:** Whole class, **C:** Circle **Hmwk:** Homework  
**L:** Listening, **S:** Speaking, **R:** Reading  
**VL:** Verbal Linguistic, **Inter:** Interpersonal, **Intra:** Intrapersonal, **LM:** Logical Mathematical,  
**VS:** Visual Spatial, **N:** Naturalistic, **B:** Bodily, **M:** Musical

Vocabulary	<p><b>Vocabulary puzzle</b> <b>Function:</b> Learning school vocabulary. <b>Content:</b> Cafeteria, lab, restrooms, classroom, garden, patio, library, gym, lounge, office, auditorium, soccerfield, playground <b>Skills:</b> L <b>MI:</b> Intra, VL, VS, LM <b>Time:</b> 10' <b>Materials:</b> CPU</p> <p><b>Procedure:</b></p> <ol style="list-style-type: none"><li>1. Have the students click on the speaker icon to listen to the instructions. "Click on the puzzle piece and drag it to its match."</li><li>2. Have the students complete the words.</li></ol> 
------------	--


**I:** Individual, **G:** Groups, **R:** Rows, **P:** Pairs, **W:** Whole class, **C:** Circle **Hmwk:** Homework  
**L:** Listening, **S:** Speaking, **R:** Reading  
**VL:** Verbal Linguistic, **Inter:** Interpersonal, **Intra:** Intrapersonal, **LM:** Logical Mathematical,  
**VS:** Visual Spatial, **N:** Naturalistic, **B:** Bodily, **M:** Musical

TEACHER'S GUIDE  
UNIT FOUR

<p>Pre-listening</p> 	<p><b>Pre-listening</b> <b>Guessing the activity</b> <b>Function:</b> Identifying different activities kids do. <b>Content:</b> Different activities that kids like to do: doing homework, reading a book, throwing the ball, standing up, telling the time, studying for a test, cleaning the classroom, behaving well in school, playing the guitar, playing soccer, painting a landscape. <b>Seating arrangement:</b> I <b>Skills:</b> L <b>MI:</b> Intra, VL, LM, VS <b>Time:</b> 10' <b>Materials:</b> CPU</p> <p><b>Procedure:</b></p> <ol style="list-style-type: none"><li>1. Have the students click on the speaker icon to listen to the instructions.</li><li>2. Tell students to look at the picture and then click on the corresponding phrase..</li><li>3. Click on the forward arrow to continue to the next picture.</li></ol> 
--	--

**I:** Individual, **G:** Groups, **R:** Rows, **P:** Pairs, **W:** Whole class, **C:** Circle **Hmwk:** Homework  
**L:** Listening, **S:** Speaking, **R:** Reading  
**VL:** Verbal Linguistic, **Inter:** Interpersonal, **Intra:** Intrapersonal, **LM:** Logical Mathematical,  
**VS:** Visual Spatial, **N:** Naturalistic, **B:** Bodily, **M:** Musical

While-listening



**While-Listening**

**Function:** Learning about different places in the school

**Content:** Cafeteria, lab, restrooms, classroom, garden, patio, library, gym, lounge, office, auditorium, soccerfield, playground

**Seating arrangement:** I

**Skills:** L


**MI:** Intra, VL, VS, LM

**Time:** 15'


**Materials:** CPU

**Procedure:**

1. Have the students click on the speaker icon to listen to the instructions. They will hear: "Listen to the question and click on the right answer."
2. Tell students that they are going to listen to some short statements and then a question will be asked.
3. Have students click on the yellow speaker to listen to the short story and the question.
4. Have students answer the question by clicking on the correct picture.



Post-listening



**Listening**

**Function:** Reviewing the vocabulary of school activities, sports and numbers.

**Content:** Painting, studying, running, drawing, kicking, cleaning, skating, jogging, hiking, behaving, writing, bicycling, nineteen, twenty, sixty teen, forty-five, math, arts, music, science.

**Seating arrangement:** I

**Skills:** L

**MI:** Intra, VL, VS, LM

**Time:** 10'

**Materials:** CPU

**Procedure:**

**I:** Individual, **G:** Groups, **R:** Rows, **P:** Pairs, **W:** Whole class, **C:** Circle **Hmwk:** Homework

**L:** Listening, **S:** Speaking, **R:** Reading

**VL:** Verbal Linguistic, **Inter:** Interpersonal, **Intra:** Intrapersonal, **LM:** Logical Mathematical,


**VS:** Visual Spatial, **N:** Naturalistic, **B:** Bodily, **M:** Musical

1. Have the students click on the speaker icon to listen to the instructions. They will hear: "Listen to the instructions."
2. Tell the students to click on the yellow speaker to listen to the instructions.



**I:** Individual, **G:** Groups, **R:** Rows, **P:** Pairs, **W:** Whole class, **C:** Circle **Hmwk:** Homework  
**L:** Listening, **S:** Speaking, **R:** Reading  
**VL:** Verbal Linguistic, **Inter:** Interpersonal, **Intra:** Intrapersonal, **LM:** Logical Mathematical,  
**VS:** Visual Spatial, **N:** Naturalistic, **B:** Bodily, **M:** Musical

Practice



**Practice**

**Specific objective:** Identifying school vocabulary.

**Content:** School vocabulary

**Seating arrangement:** I

**Skills:** L

**MI:** Intra, VL, VS, LM

**Time:** 5'

**Materials:** CPU

**Procedure:**

1. Have the students click on the speaker icon to listen to the instructions. They will hear: "Drag the words to fill in the text given."
2. Tell the students that they are going to review the vocabulary by listening to a reading and filling in the blank spaces.
3. Have the students click on the yellow speaker to listen to the reading.
4. Students have to drag the words to the correct blank space.

**I:** Individual, **G:** Groups, **R:** Rows, **P:** Pairs, **W:** Whole class, **C:** Circle **Hmwk:** Homework  
**L:** Listening, **S:** Speaking, **R:** Reading  
**VL:** Verbal Linguistic, **Inter:** Interpersonal, **Intra:** Intrapersonal, **LM:** Logical Mathematical,  
**VS:** Visual Spatial, **N:** Naturalistic, **B:** Bodily, **M:** Musical