



TEACHER'S GUIDE GRADE 6- UNIT 4 VOCABULARY AND WARM-UP

Pre-activity

Schema Building:

- The teacher activates the students' background knowledge by asking questions about Costa Rican . Example: 1. *What do Costa Ricans like to do for the Holy Week?* 2. *What do Costa Ricans like to do for Christmas?* 3. *What do Costa Ricans like to eat for Christmas?* 4. *What do Americans like to eat for Christmas?*
- Students respond to the different questions: A. *Costa Ricans like to go to the beach on the Holy Week.* B. *Costa Ricans like to place the nativity or "portal" at their home for Christmas.* C. *Costa Ricans like to eat tamales for Christmas.* D. *Americans like to eat turkey for Christmas.*

Activity

Grouping:

-Individual work

Setup: Students work with pictures about different customs and traditions between Costa Ricans and Americans.

VOCABULARY

- Make students acquainted with the goals of the unit: COSTA RICAN AND AMERICAN TRADITIONS AND CUSTOMS

Vocabulary Practice: Students click on the  to start again or  to continue.

Section 1

- Students click on the pictures about Costa Rican and American customs.
- Students listen and repeat the information about customs and traditions. EXAMPLE:

COSTA RICAN CUSTOMS AND TRADITIONS



Costa Ricans like to watch bullfights "a lo tico".



Costa Ricans like to eat tamales for Christmas.



Costa Ricans like to go to the beach for the Holy Week.

AMERICAN CUSTOMS AND TRADITIONS



Americans decorate eggs for Easter.



Americans celebrate the fourth of July with fireworks.



Americans celebrate Halloween.

WARM-UP

1. Students read the tradition. Then students drag it to the correct category.
2. Students decide whether it is a Costa Rican Tradition or an American Tradition.

Example:

- **People eat turkey for Christmas dinner. (American tradition)**
- **People walk the torch on Independence Day. (Costa Rican tradition)**

Post-activity

Students click on the PLAY button. Students sing the Christmas song **SANTA CLAUS IS COMING TO TOWN**. The teacher hands out the lyrics of the song. (See lyrics provided)

Tips/Further activities

1. Students visit the following website: <http://www.costarica.com/culture/holidays-&-festivals/>
2. Students read about the different holidays and festivals. Students write choose one custom or tradition for each holiday.
3. Students make a list of the different customs and traditions.



**TEACHER'S GUIDE
GRADE 6 - UNIT 4
LISTEN**

Pre-listen

Schema Building: **CYBERLAB KIDS PLATFORM**

- Students listen to the instructions. Students have to read the different activities that people generally do on any particular holiday.
- Students click on the activities. Students receive feedback on right and wrong answers. Example: **EAT A SPECIAL MEAL / GO TO WORK / ETC.**

FEEDBACK FOR ANSWERS: The correct answers will highlight RED.

While-listen



Grouping

- Individual work

Setup:

Each student should have a headphone.

While-listen. STUDENTS LISTEN TO THE FOUR (4) CONVERSATIONS ABOUT HOLIDAYS AND THEIR CUSTOMS AND TRADITIONS.

- Students listen to the conversation once. As they listen, they relate the conversation with the pictures.
- Students listen a second time. When they do this, students listen and read the script of the conversation.
- Students can click on the refresh button  if they want to listen again.
- Now students click on the ABC button  to test their understanding of the conversation. **Example:**

Americans celebrate the fourth (4th) of July by sending cards to friends:

A. True B. False

Americans celebrate the 4th of July with fireworks:

A. True B. False

Post-listen

POST-LISTEN. Work in pairs. Talk to a classmate and do what is requested:

Students walk around the class and find out about three traditions or customs of Costa Rica among your classmates. You must find out the following:

Name of the tradition: _____

Date: _____

Activities: _____

Tips/Further activities

Tips for the teacher.

- Monitor students when they are writing in the post-listen activity.
- Check spelling mistakes.
- Make sure students are writing activities related to customs and traditions.

TEACHER'S GUIDE GRADE 6 - UNIT 4 LANGUAGE STUDY



Pre-activity

Schema Building:

- The teacher asks students to brainstorm statements and questions about TRADITIONS AND CUSTOMS.
- Students practice questions where they use WHEN or WHAT. Example: *When in the _____ celebrated?* / *What do people like to do for _____?* / *What do people like to eat for _____?*

- Students replace the questions with the different holidays to find out customs and traditions.

Activity

Grouping Pair work

Setup: CYBERLAB KIDS PLATFORM

- Students click on the Language Study section.
- Students read the language study chart. Students study the charts about questions and answers regarding CUSTOMS AND TRADITIONS FOR HOLIDAYS.
- Students read the VALUES and ATTITUDES.

STUDENTS CLICK ON THE ABC BUTTONS  TO PRACTICE MORE.

- Students do a match about Customs and Traditions. To do this, students drag the questions on the left column to the statements on the right column. EXAMPLE:

- | | |
|--|---------------------------------|
| ___ When is the Holy Week celebrated? | A. Place the Nativity or Portal |
| ___ What is a Christmas tradition? | B. Many people go to the beach. |
| ___ What do people do for the Holy Week? | C. They usually exchange cards. |
| ___ What do people do for Valentine`s Day? | D. In March |

Post-activity

- Students choose the right answer to practice more.

1. What is your favorite holiday? a. My favorite holiday is Christmas. b. I like to play football. c. I eat gallo pinto for breakfast.
2. What`s a typical English breakfast? a. I have breakfast at home. b. It consists of eggs, bacon, baked beans, mushrooms, sausages, and fried bread. c. I get up at 5:30 a.m. for breakfast.
3. How is mother`s day celebrated? a. It`s a very special day. b. I love mother`s day. c. It is celebrated with special food and gifts.
4. When is Father`s day celebrated? a. In May b. in April c. In June.
5. What do Costa Ricans like to do for the Holy Week? a. It is in April. b. People like to go to the beach. c. I like watching bull fights a lo tico.

Tips/Further activities





EXTRA ACTIVITY.

1. Students CHOOSE the customs or traditions that refer to Costa Rica: Dress up for Halloween. Prepare a Christmas dinner for your family. Give chocolate for Valentine`s Day Watch fireworks. Go to parades.
2. Students make drawings to illustrate the custom or tradition.



TEACHER'S GUIDE
GRADE 6– UNIT 4
READ

Pre-read	<p>Schema Building: CYBERLAB KIDS PLATFORM</p> <ul style="list-style-type: none"> - Students read and click on well-known Costa Rican customs and traditions. Example: <p><input type="checkbox"/> go to the park <input type="checkbox"/> celebrate Christmas <input type="checkbox"/> go shopping <input type="checkbox"/> visit the Basilica on August 2nd <input type="checkbox"/> cook special meals <input type="checkbox"/> attend masses for Easter Week <input type="checkbox"/> celebrate baptisms and marriages <input type="checkbox"/> go dancing <input type="checkbox"/> go to the beach on holidays <input type="checkbox"/> buy books <input type="checkbox"/> decorate the house with a Christmas tree <input type="checkbox"/> drink eggnog and eat tamales <input type="checkbox"/> drink coke</p> <p>TIP: STUDENTS CAN MARK ONLY THE ONES THAT REFER TO CUSTOMS AND TRADITIONS.</p>	
Activity	<p>Grouping Individual work</p>	<p>Setup:</p> <ul style="list-style-type: none"> - The teacher listens to the students' answers. Students report their classmates' answers. <ul style="list-style-type: none"> - Students read information about the CUSTOMS AND TRADITIONS in Costa Rica. <p>RECOMMENDATION FOR READING:</p> <ul style="list-style-type: none"> - Students read the reading selection once. - Students read <i>a second time</i>. <p>Then, students click on the customs and traditions mentioned in the reading by choosing the right ones.</p> <p>EXAMPLE:</p> <p>Click on the traditions for Easter Week</p> <p><input checked="" type="checkbox"/> decorate eggs <input type="checkbox"/> pray rosaries <input checked="" type="checkbox"/> go to the beach <input checked="" type="checkbox"/> attend masses <input type="checkbox"/> place a nativity <input type="checkbox"/> drink eggnog <input type="checkbox"/> pay respect to the Virgin <input checked="" type="checkbox"/> attend processions</p>
Post-read	<ul style="list-style-type: none"> - Students look at the pictures. - Students read the information in the word bank. - Students drag the information to the picture accordingly. <p>Example:</p>	

	<p style="text-align: center;">POST READ</p> <p>LOOK AT THE PICTURES. MATCH THE PICTURES WITH THE INFORMATION FROM THE WORD BANK.</p> <p>Word Bank:</p> <ol style="list-style-type: none"> 1. People like to watch the parade. 2. She's wearing a typical dress. 3. The flag is raised. 4. They are marching to celebrate Independence Day. <div style="display: flex; flex-direction: column; align-items: center;">  <input style="width: 100px; height: 20px; margin: 5px 0;" type="text"/>  <input style="width: 100px; height: 20px; margin: 5px 0;" type="text"/>  <input style="width: 100px; height: 20px; margin: 5px 0;" type="text"/>  <input style="width: 100px; height: 20px; margin: 5px 0;" type="text"/> </div>
--	---

<p>Tips/Further activities</p>	<ul style="list-style-type: none"> - Students go to Google. Students write “easter eggs color”. Then students choose the page that says: Coloring Easter Eggs Free kids craft to make dyes and color to ... http://www.creativekidsathome.com/activities/activity_2.html - Students scroll down THE ACTIVITY LIBRARY, and they read the section that says “Make your own egg coloring”. - Students follow the instructions and enjoy the coloring of Easter Eggs.
--------------------------------	--

TEACHER'S GUIDE
GRADE 6 - UNIT 4
WRITE



<p>Pre-write</p>	<p>Schema Building: CYBERLAB KIDS PLATFORM</p> <ul style="list-style-type: none"> - Students answer questions about customs and traditions. - Students choose the traditions from the list provided. Then they follow the examples of the questions provided in the platform. Example: <i>What does your family do for Christmas? What does your family do for the Holy Week? Etc...</i> <p><i>STUDENTS WRITE THE QUESTIONS ON THE SPACE PROVIDED IN CYBERLAB KIDS PLATFORM. STUDENTS RESPOND TO THE QUESTIONS ORALLY. STUDENTS TAKE NOTES OF THE ANSWERS GIVEN BY THEIR CLASSMATES</i></p>	
<p>Activity</p>	<p>Grouping Individual work</p>	<p>Setup: Students respond to the questions in the pre-write activity. Then students ask the same questions to their classmates.</p>

- Students write about their classmates' families customs and traditions. Sample paragraph: *Paco's family celebrates Christmas with a Christmas dinner. They have tamales and rice and chicken. They decorate the house with a Christmas tree. Susy's family celebrates Christmas with fireworks. Etc...etc...etc...*

Post-write

- Students get together with a classmate.
- Students exchange papers.
- Students read their classmates information.
- Students report about the paragraphs orally.

Tips/Further activities

- Supplementary activity:
- Students click on the following website: http://www.amazingmoms.com/htm/christmas_crafts_3.htm
 - Students read the instructions for "Easy To Make Christmas Tree Decorations."
 - Students follow the instructions to make a Christmas craft.

**TEACHER'S GUIDE
GRADE 6 - UNIT 4
PROJECT AND SURF THE WEB**



Pre-activity

Schema Building:

Students read the objectives of the team project:

Objectives:

- To investigate about customs and traditions in different countries.
- To display the information a portfolio.

GROUP FORMATION

Grouping
Pair work

Setup:
The teacher forms the groups.

Roles	Job Description	Student's Name
Student 1 Leader	Sees that everybody uses English Sees that everybody participates Presents the product	
Student 2 Secretary	Writes information about project	
Student 3 Designer	Designs layout and adds artwork	
Student 4 Assistant	Helps secretary and designer with their work	

STEPS FOR THE TEAM PROJECT

STEP 1. Divide the class into different groups. Tell each group to choose a country from the following: Spain, Mexico, Brazil, China, Japan, France, Guatemala, Argentina

STEP 3. Students investigate customs and traditions regarding holidays about the country they choose.

STEP 4 Students display the information in a portfolio with text and images.

STEP 5 Students give an oral presentation about the information they investigated.

SURF THE WEB

- Students go to the following website: <http://library.thinkquest.org/J0111929/>
- Students choose one important fact.
- Students write the customs they chose.
- Students read the customs out loud .

LYRICS: Santa Claus Is Coming To Town Lyrics

You better watch out
 You better not cry
 Better not pout
 I'm telling you why
 Santa Claus is coming to town
 He's making a list
 And checking it twice;
 Gonna find out Who's naughty and nice
 Santa Claus is coming to town
 He sees you when you're sleeping
 He knows when you're awake
 He knows if you've been bad or good
 So be good for goodness sake!
 O! You better watch out!
 You better not cry
 Better not pout
 I'm telling you why
 Santa Claus is coming to town
 Santa Claus is coming to town

