

Unit 5

What do you call that?

A. LOGGIN ON

1. GOALS

In this unit you will learn to:

- Identify classroom objects.
- Say where objects are located in a place.


You will practice how to:

- Use demonstratives (this, that, these, those)
- Use there is and there are.
- Ask questions with where+to be and what+to be

2. VOCABULARY

Picture of a classroom. Student hears a sentence asking where something is and student has to click on the object.

Where is...?



The blackboard, the door, the chalk, the wastebasket, the dictionary, the ruler, the eraser, the sharpener, the backpack, the map

Where are....?


The chairs, the windows, the signs...

3. WARM UP

Chinese checkers (Students flip blocks with different drawings of classroom objects in order to form pairs).

Students drag several classroom objects to different places in the screen (background of a classroom). The students can drag the objects to any position. Then this student asks his classmate(s) where the objects are.

Objects: tape recorder, notebook, pen, pencil, paper, color pencils, crayons, umbrella, markers, briefcase



Prepositions: under, on top of, next to, near, on, in, between

4. YOUR TURN

Ask your partner to guess what classroom object you are thinking about. Your partner can ask only yes/no questions.

Model:

A. Is it big?

B. No it isn't. Yes, it is.

B TURN IT UP

1. Pre-listening

What objects do you usually find in a classroom?
Make a list.

2. Listen and practice.

Listen to the following descriptions of three classrooms and number the pictures from one to three.

This is my classroom. There are many chairs and one desk in front of the classroom. There is also a map of Costa Rica next to the blackboard. The teacher is standing next to her desk. There is a beautiful picture of the Arenal volcano on the wall.

I like my classroom very much. It is full of pictures of the National Parks. There is a white board in front of the classroom and there are very few desks. The teacher has a small desk next to the door.

My classroom is very small but nice. There are two boards in front of the room and there are like 20 desks. The teacher's desk in the middle. There is a map of the American continent on the wall and a small flag of Costa Rica on top of the wall.

Picture 1

picture 2

picture 3

3. Post-Listening

Describe your classroom and make a drawing.

4. Pronunciation

Pronunciation of this, these, that, those

This boy that girl

Arrow pointing at both from different vantage points.

These books those notebooks.

C SYSTEM TOOLS

There is a wastebasket in the classroom.
There are many desks in the classroom.

There's a garden in our school.

There isn't a gym in our school.

Is there a gym in your school?

No, there isn't.

Is there a garden in your school?

Yes, there is.

Click on Yes or No. Use the picture to answer your questions.

YES

NO

There are three bathrooms in our school.

There aren't big trees in our school.

Are there any bathrooms in your school?

Are there big trees in your school?

Picture of classroom with desks, wastebasket, board, map, books, pictures.

Students click on answer after they hear the question: Is there...? Are there...?

D SCAN IT

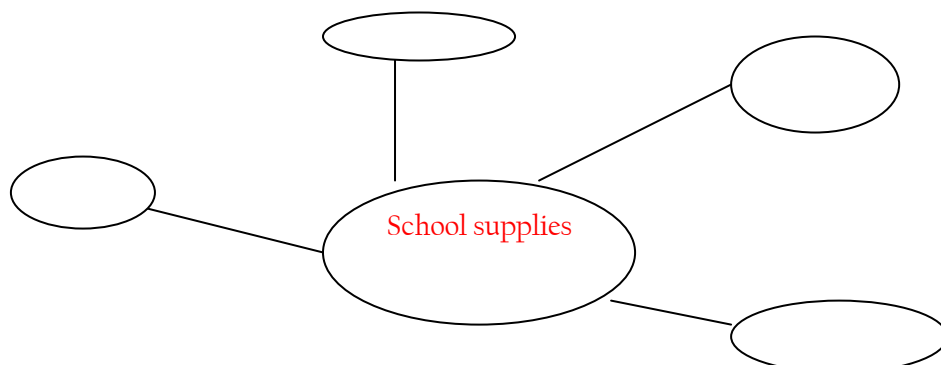
1. Pre-reading

What supplies are necessary to go to school?

2. Reading

The Costa Rican school year consists of 200 school days. Every year by February, the school year begins. On the previous month, the government gives workers what they call the school bonus (an extra salary) which helps workers deal with the expenses in school supplies. These expenses usually include notebooks, pens, pencils, color pencils, rulers, sharpeners and backpacks. Besides those expenses, there are other ones consisting of the uniform and the school books. The public educational system is practically free, but with all these expenses, not everybody can afford it because of these supplies are usually expensive and there are extra costs on food and transportation.

Make a word cluster on school supplies based on the reading.



3. Post-reading

Make a list of all the school supplies that you bring to school. Compare them to your classmates.

E TYPE IT UP

1. Pre-writing

Include items in the following categories:

Uniforms
Textbooks
Writing supplies
Notebooks

2. Writing

Make a list of school supplies for the school year.

3. Post-writing

What supplies are indispensable and what supplies are simply a luxury?

F LOGGING OFF

TEAM PROJECT

OBJECTIVE:

To present information about prices of school supplies in different stores

PRODUCT

An oral presentation

DISSEMINATION

A speech

Roles	Job Description	Student's Name
Student 1 Leader	Sees that everybody uses English Sees that everybody participates	
Student 2 Secretary	Writes information about project	
Student 3 Designer	Decides on the structure of the speech	

Student 4 Assistant	Helps secretary and designer with their work	
------------------------	---	--

Students go to different stores to find out the price of the following school supplies:
(Optional: Students can guess the price of the items for a class discussion)

100 page bound notebook
a blue pen
a pencil
a sharpener
an eraser
a ruler
glue
a backpack

2. SURFING THE NET

Search the web on the following topic: School supplies

Go to <http://www.abcteacher.com>

<http://www.1on1schoolsupplies.com>

Culture capsule: There are several differences between Costa Rican schools and American schools. For example, the classroom setting is different. In American schools, sometimes there are kids of different ages and grades taking the same class. They are not required to wear a uniform. The grading system is different too because instead of numbers they use letters (A, B, C, D and F).

