

Unit 5. Where are you spending your vacations?


A. LOGGING ON


1. Goals


In this unit:

 You will learn how to spend vacations.

You will practice:

 The use of Future Tense with Will e.g. I will go fishing.

 The use of Future Tense with Be going to e.g. I'm going to rent a cabin.

 Yes/No Question with Future Tense e.g. Are you going to rent a car?

2. Vocabulary

Listen to the radio advertisement and fill in the blanks. Use these words:

CAMP

CLIMB

GO

FLY

DRIVE

RELAX

PLAY

RENT


SAIL

STAY


TAKE



1. _____ to Liberia




2. _____ at Allegro



3. _____ to the beach



4. _____ to Tortuga
Island



5. _____ a car



6. _____ around the
pacific coast



7. _____ on the beach




8. _____ a helicopter tour.



9. _____ a volcano



10. _____ whale-watching



11. _____ golf



12. _____ snorkeling

Script: (RADIO ANNOUNCEMENT)

(Source: Gateways 2)

Announcer:

"Beautiful Costa Rica is waiting for you. Come and join our special summer tour to Guanacaste. This ten-day tour will change life forever. First fly to Liberia. Stay at the Alégre Papagayo. Relax on the beach for a few days and then sail to the lovely island of Tortuga. In Liberia, rent a car and drive around the pacific coast. Camp on the beach, then take a helicopter tour to Lake Arenal, climb a volcano, or go whale watching. You can also play golf on a golf course by the ocean or go snorkeling in the crystal-clear waters that surround Tortuga Island. Come with us to the islands and start living right! Call 1(800) 995-9999 for more information.

Call Today!!

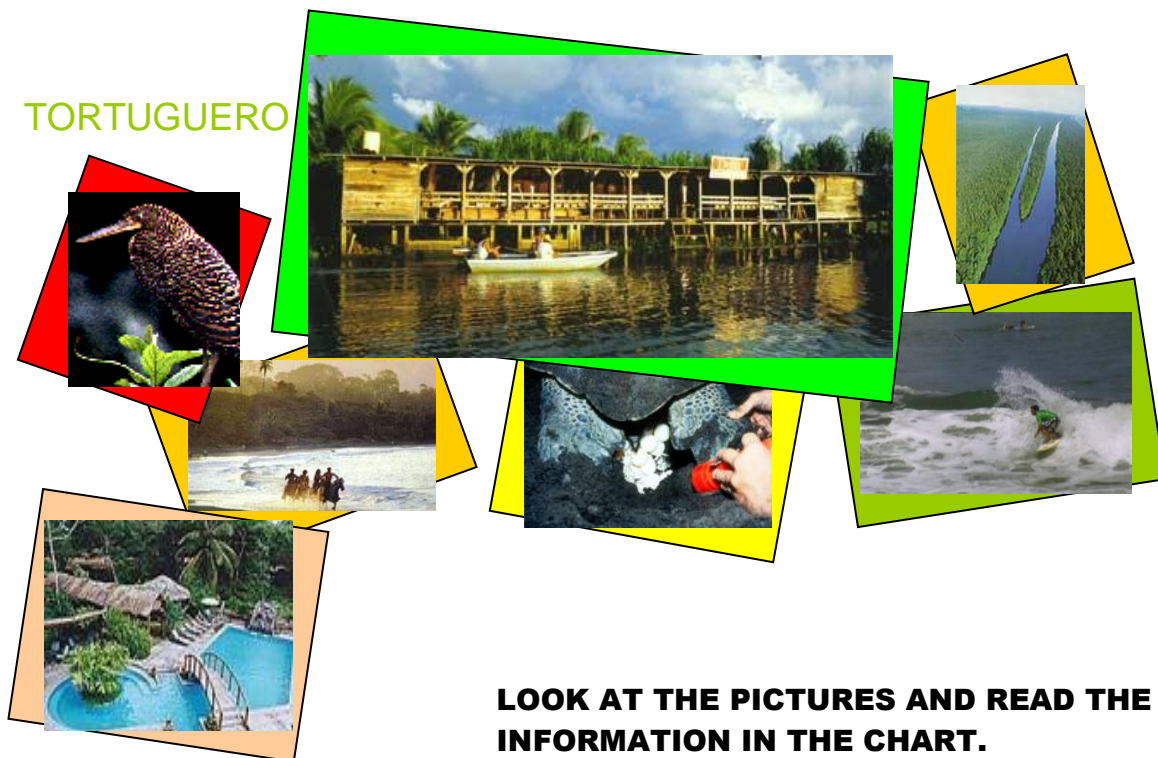
3. Warm-up

Read the following table. What are Sandra and Juan's travel plans for their vacations in Tortuguero. Write sentences explaining their travel plans. e.g.
Sandra and Juan will check-in the Mawamba Hotel on Friday morning

<http://www.costaricamap.com/esp/infotoptortuguero.html>

OUR IDEAL VACATIONS IN TORTUGUERO

| | MORNING | AFTERNOON | EVENING |
|----------|-------------------------------|--|---------------------------|
| FRIDAY | Check-in in the Mawamba Lodge | Visit Parque Nacional Tortuguero and enjoy animal life | Rest along the beach |
| SATURDAY | Go horse-back riding | Take the banana tour | Enjoy turtle nesting |
| SUNDAY | Go surfing | Take the boat trip along the Moin Channels | Have a good night's sleep |



SITUATION: LAURA AND JOSE ARE PLANNING THEIR IDEAL VACATIONS. THESE ARE THEIR FUTURE INTENTIONS. COMPLETE THE GAPS WITH THE FUTURE "WILL". (CHECK SPELLING)

1. (Friday morning) _____
2. (Friday afternoon) _____
3. (Saturday morning) _____
4. (Saturday evening) _____
5. (Sunday afternoon) _____

4. Your turn

You have won a one-day-tour to Alajuela. What things can you do there?

1. You can _____
2. _____
3. _____
4. _____
5. _____

B. TURN IT UP.

1. Pre-listening














<http://centralamerica.com/cr/maps/mapcosta.htm>.

Look at the map of Costa Rica and write an activity you can do in the following places. Choose the activities from the box below:

1. Golfito: _____
2. Cartago: _____
3. Monteverde: _____
4. Limón: _____
5. San José: _____

ACTIVITIES TO DO:

| | | |
|---|---|--|
| Snorkeling  | Buy hand crafts  | kayaking  |
| Visit the National Theatre  | Bird-watching  | Visit Poás Volcano  |
| Rafting and floating  | Whale/Dolphin watching  | |
| Visit the Cathedral  | Hiking  | Visit Barva Volcano  |

2. While-Listening

Listen to the following conversations. Write whether the following statements are TRUE or FALSE about a passenger checking-in and passing through passport control at the airport.

Listening script: http://esl.about.com/library/speaking/bldialogues_airport.htm.

Checking In...


- A. Good morning. Can I have your ticket, please?
B. Here you are.

- A. Thank you. Would you like smoking or non-smoking?
B. Non-smoking, please.

- A. Would you like a window or an aisle seat?
B. An aisle seat, please.

- A. Do you have any baggage?
B. Yes, this suitcase and this carry-on bag.

- A. Here's your boarding pass. Have a nice flight.
B. Thank you.



Listen to the conversation and decide whether the statements are TRUE or FALSE.

___ The passenger wants the smoking section.

___ The passenger wants a window seat.

Passport Control...

A. Good morning. Can I see your passport?

B. Here you are.

A. Thank you very much. Are you a tourist or on business?

B. I'm a tourist.

A. That's fine. Have a pleasant stay.

B. Thank you.

Listen to the conversation and decide whether the statements are TRUE or FALSE.

___ The passenger is traveling for business.

___ The passenger is carrying a passport.

3. Post-listening

Read the information about the travel plans of two Canadian tourists.

Joseph and Mary are two Canadians who live in Costa Rica. They want to have a vacation so they are planning to go to the beach. They are going to visit Puerto Viejo de Talamanca in Limón. They are staying at the Caribblue Hotel. They will arrive there next week. They have organized activities for four days, from Thursday to Sunday. First, they will go by bus from San José, so they will take it at Terminal Caribeño. The ticket costs \$ 5.00 per person. If they take the 10 o'clock bus, they will arrive at Puerto Viejo at 2:00. It is a four-hour trip. When they get there, they will rent a bungalow because they want to be surrounded by the tropical jungle. On the first day, they will go horseback riding to explore the beach and the jungle. In the afternoon, they will go snorkeling for two hours. They want to be close to the marine life. On the second day, they are going to experience the canopy tours and swing on the treetops on 1200 mts. After that, they will do bird watching in the tropical gardens. This is going to be in the morning. In the afternoon, they will take the quad-cycle tour and visit the indigenous reserves, waterfalls, jungle and beaches. That will take all afternoon. They will be very tired when they get back to the hotel. On Saturday, they will take the Punta Mona Tour and visit a local organic farm and ecological center. On Sunday, they will spend the entire day resting at the hotel, and have a nice time at the pool and spa center. Joseph and Mary will enjoy their vacations.

*** (THE READING DISAPPEARS AND THEY HAVE TO ORDER THE ACTIVITIES)

Unit 5 Where are you spending your vacations?

Now order the sequence of activities they will be doing but numbering them as they will occur (first, second, third...)

___ They will spend the entire day resting and at the pool and spa.

___ They will rent a bungalow to be surrounded by tropical jungle.

___ They will go snorkeling for two hours in the afternoon

___ On the second day, they are going to experience the canopy tour at 1200 mts.

___ They will take a bus at 10:00 a.m. from Terminal Caribeño, and arrive at 2:00 p.m.

___ On the second day, they will take the quad-cycle tour in the afternoon.

___ In the morning, they will go bird watching, too.

___ On Saturday, they will take the Punta Mona Tour and visit local organic farms.

___ On the first day, they will go horseback riding in the morning.

Listen to the stress of the following activities.

Snorkeling



bird watching




sunbathing



hitchhiking



River rafting



floating



canopy tours



kayaking



C. SYSTEM TOOLS

1. Read the information

When I get there, I will rent a cabin to enjoy nature. I plan to stay for two weeks. I will do some activities the first week, and others, the second week. On the first week, Then, I will go fishing. I am going to fish marlins. I will also go sailing. It's a very relaxing sport. I am going to rent a sailboat for three hours and enjoy the sea and the sun. The next day, I will play golf. On the second week, I will go snorkeling and I will spend some time at the beach. I am going to have a picnic by myself. I'm sure I will have a cool vacation.



2. Rules



I think I will travel to Limones by car.

Use "will" for future intentions.



I am going to go wind surfing this afternoon.

Use "going to" to express specific future plans.


- Are you going to buy the tickets this afternoon? Yes, I am/ No, I'm not
- Will they take the bus tomorrow? Yes, they will

Is he going to pay for the tour? Yes, he is. / No, he isn't.

Unit 5 Where are you spending your vacations?

Practice 1

Activities in Costa Rica



Look at the previous pictures of Costa Rica and write sentences with “will” and “going to”. Check the vocabulary below and use the following expressions: **tomorrow, at 7:00 a.m., next week, in March, after lunch, etc.** The first one is done for you.

1. I will travel in a hot air balloon in March.
2. _____
3. _____
4. _____
5. _____

go fishing enjoy bird watching go canopying
 have a Daiquiri at the pool travel in a hot air balloon
 have a sun tan practice surfing

Practice 2

The following statements and questions are in disorder. Order them correctly. Pay special attention in the use of the future "will" and the future "going to".

1. go next week I fishing will.

2. going she is coke to have a to next pool the.

3. take tour Are to they going the ?

4. beach next summer go My the friends will to.

Practice 3

Use “will” or “going to” appropriately.

1. They _____ (have) dinner at 7:00.
2. I _____ (probably rent) a cabin next week.
3. She _____ (study) for the exam in a while.
4. The tourists _____ (visit) the Metropolitan park this afternoon.
5. Students _____ (get) a degree in a few years.
6. The guide _____ (explain) the map in an hour.

Unit 5 Where are you spending your vacations?

Practice 4

Look at the pictures and Answer the following questions.

1. Are you going to pay for the room right now?

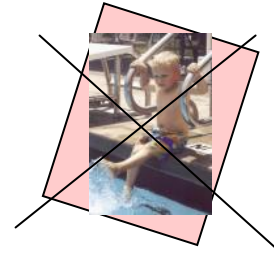
2. Will you travel by bus next year?

3. Will they go mountain climbing next week?

4. Are Pablo and Teresa going to the beach party tonight?

5. Is he going to have breakfast next to the pool?

6. Will they rent a car tomorrow?



3. YOUR TURN

Answer the following questions.

1. Will you go to the beach for vacations?
2. Are you going to study at 4:00 this afternoon?
3. Are you going to buy the ticket right now?
4. Will you travel abroad next year?
5. Will you rent a cabin at the mountains?

Now write a short paragraph about your future vacation plans.

D. SCAN IT

Reading

1. Pre-Reading 1

Airport screening is very tight these days. Do you know which items are allowed or not in your checked baggage and your carry-on baggage?

Write **Carry-on Baggage** or **Checked Baggage** next to the list of items to check your knowledge

on airport security screening.

| CAN YOU TAKE THE FOLLOWING? | Carry on Baggage | Checked Baggage |
|--|------------------|-----------------|
| PERSONAL ITEMS: | | |
| Cigar cutters | | |
| Corkscrews | | |
| Cuticle Cutters | | |
| Eyeglass Repair Tools (including screwdrivers) | | |
| Lighters | | |
| ELECTRONIC DEVICES | | |
| Camcorders | | |
| Camera equipment | | |
| Laptop computers | | |
| SHARP OBJECTS | | |
| Box cutters | | |
| Ice picks | | |
| Knives | | |
| Razor-type blades | | |
| SPORTING GOODS | | |
| Baseball bat | | |
| Golf Clubs | | |
| Hockey Sticks | | |
| Cricket bats | | |

Pre-Reading 2


In the chart below, label where you think each item should be packed in the left-hand column. Place a CO in the box if you think the item should be packed in carry-on luggage. Place a CH in the box if you think the item should be packed in checked baggage. Place a CO/CH in the box if you think it can be packed in either piece of luggage. And if you think the item is not allowed on the plane at all, place a NO in the box. **Check some of your answers in the text that follows.**

| Guess | Item | TSA Rule |
|-------|----------------------------------|----------|
| | Nail Clippers | 1. |
| | Golf Clubs | 2. |
| | Disposable Razors | 3. |
| | Metal Scissors With Pointed Tips | 4. |
| | Lighter | 5. |
| | Mace/Pepper Spray | 6. |
| | Camcorder | 7. |
| | Spray Paint | 8. |

2. While-Reading

(http://nasaexplores.com/show2_article.php?id=03-051)

Read the article on “Security Screening Process”.



If you’ve been to an airport lately, you know that security measures have changed a lot. NASA has teamed up with two security agencies to help out. They are working to find better ways to screen passengers and their luggage. They are also researching and testing new technologies. Plus, they are looking into new procedures and detection systems for American airports.

The main goal of the new passenger screening methods is to make airports safer. Trained staff members use computer-based tools to monitor security. These include:

On Track Itemizer: This system is now in the final research phase. Ion tracking is a more detailed way of seeing what passes through checkpoints. The system looks at the chemical make up of people and objects.

Blast Modeling Tools: This system looks for explosives. It uses a computer program that looks at items scanned through detectors. It then compares these scans to those that look like explosive profiles.

Positive Passenger Bag Match Technology: Bar codes and computer labels are put on all luggage. This helps passengers pick up only the items that belong to them. This will reduce the risk of people carrying unknown items on the plane.

Luggage Screening: Luggage will be screened and will prevent weapons, explosives, and other threats in the checked bags that are put on the planes.

Hand Wand Screening: The security worker can wave the wand over belt buckles, shoes,



and even metal tooth fillings. This lets them know that only safe metals are moving into the secure area.

Human Factors Program: The biggest drawback to airport security is that it involves humans. Unfortunately, humans make mistakes.



Training and screening employees. Offering continuing education for these employees helps ensure high-quality service and attention to detail.

The following suggestions will make your travel more

enjoyable.

GUNS AND AMMUNITION

Firearms must be unloaded, placed in a locked hard-sided container and transported in checked baggage only. You must declare them to your

airline. Firearm parts and ammunition are also prohibited from carry-on luggage

PACKING .Pack your valuables, including jewelry, money, and laptops, and fragile items in your carry-on baggage.

As you approach the checkpoint, put all your metallic items, including keys, coins, phones, etc. in your carry-on bag or a plastic bag *before* you get to the x-ray machine.

SPORTS EQUIPMENT

Transport skis, ski poles, baseball bats, etc. in checked baggage. You can take ski boots as carry-on luggage. Large items, like baseball bats, should be placed in carry-on bags.

TRUE OR FALSE

_____ NASA and other agencies are working on new ways to screen passengers and their luggage for security measures.

_____ The purpose for these security measures is to provide safe service to passengers.

_____ Hand Wand screening detects weapons and explosives in luggage.

_____ Hand wand screening avoids passengers from carrying sharp metals.

_____ If airport screening employees are trained, they will never make mistakes.

_____ Firearms can be carried on carry-on bags.

_____ It is not necessary to place metallic items in the carry-on bag before you cross the x-ray machine.

_____ Personal valuables are packed in the carry-on bags.

_____ Large items, like baseball bats, should be placed in carry-on bags.

3. Post-Reading

Fill in the following information about Airport Screening Systems.

| | |
|----------|------------------------------|
| 3 | THINGS YOU FOUND OUT: |
| | |

| | |
|----------|---------------------------|
| 2 | INTERESTING THINGS |
| | |

| | |
|----------|---------------------------------|
| 1 | QUESTIONS YOU STILL HAVE |
| | |



E. TYPE IT UP

1. Pre- Writing

Brain storm ideas on the things you will do on your ideal vacations by filling in the following chart.

| Place you will go to | Amount of time you will spend there | Type of room you will rent | Things you will do there | Things you will buy | Type of food you will eat |
|----------------------|-------------------------------------|----------------------------|--------------------------|---------------------|---------------------------|
| | | | | | |
| | | | | | |
| | | | | | |
| | | | | | |

2. Writing

A. Write your first sentence or topic sentence. This sentence should express you mood on your future “ideal vacations”. Ex: *My ideal vacations will be a spectacular and unforgettable experience.*

B. Use the information in the chart as your supporting details. Make sure to start with the place you will visit, etc.

C. Write a catching concluding sentence by re-stating your topic sentence.

3. Post-writing

- ◆ Give your papers to your teacher.
- ◆ Teacher should re-distribute papers to other students.
- ◆ Students will ask questions around class to find out who the paper belongs to. Ex: Will you go to Guanacaste? Will you spend three days in a five-star hotel?
- ◆ When students have found the owner of the paper, students exchange ideas about future plans and report back to class. “Roberto will spend vacations in Guanacaste....”

F. LOGGING OFF

1. TEAM PROJECT

“KNOW COSTA RICA AND ENJOY”

Objectives:

1. To organize ideal three-day tours for adolescents around Costa Rica.
2. To motivate school students to travel around Costa Rica as an enjoyable vacation option.
3. To persuade classmates to take the tour you have organized.



STEP 1. Choose a specific place for your ideal three-day tour.

STEP 2. Form groups of four students. Choose the roles of your classmates.

| Roles | Job Description | Student's Name |
|-------------------------------|---|----------------|
| Student 1 Leader | Sees that everybody uses English Sees that everybody participates Presents the product | |
| Student 2 Secretary | Writes information about project | |
| Student 3 Designer | Designs layout and adds artwork | |
| Student 4 Assistant | Helps secretary and designer with their work | |

STEP 3. Collect authentic materials.

- + Visit different travel agencies and collect brochures.
- + Visit hotels and collect facilities and services. This can be done through the web, too.
- + Investigate the most attractive things to do in the area, how to get there, and cost of three-day tour.
- + Remember to keep information as real as possible.

STEP 4. Organize materials and write persuasive presentation.

- + Make sure to use pictures for your presentation.
- + Use persuasive vocabulary:

Example: You can.....

You shouldn't miss....

You will _____, _____, _____.

STEP 5. Present three-day tour in class. Be creative in your presentation. Bring as many materials as possible for students to see.

2. SURFING THE NET.

Visit the following website: http://www.essentuale.com/adventures_main.htm

- a. Choose one of the destinations.
- b. Specify the following:
 - Name of the place
 - Accommodations
 - Places to visit
 - Things to do
 - Cost
 - Information that attracted you the most

*Would you choose this place as an ideal place for your vacations?
Why/ or why not?*

SELF-ASSESSMENT UNIT 5

In this unit you have learned to talk about how to spend vacations.
Rate your comfort level.

Skills

- I can talk about how to spend vacation. ☐
- I can prepare a vacation plan. ☐
- I can talk about different activities people do on vacation. ☐
- I can build conversations about checking-in and passing through passport control at the airport. ☐
- I can use vocabulary related with security screening processes in the airport through reading. ☐
- I can identify where the stress of the words is. ☐
- I can talk about future intentions for my vacations with the use of **Will**. ☐
- I can interact about my future vacation plans with the use of **Be going to**. ☐
- I can ask Yes/No Question with **WILL** about my future intentions on my vacations. ☐
- I can ask Yes/No Question with **Be going to** about my future plans on my vacations. ☐
- I can write about how to spend an ideal vacation. ☐
- I can organize a three-day vacation for adolescents around Costa Rica. ☐
- I can create a brochure about my city, a great place to live in. ☐
- I can search on the web about different travel destinations around the world. ☐

Self reflection

1. What was the most useful thing you learned in this unit?

2. How will this help you in real life?
